

PRODUCT CATALOG



BEKATHERM




INTERIOR




HYDRO



CERAMIC



DÉCOR



PROTECTART




SEALFIX



FLOOR



CLASSIC



SPECIAL

**THE POWER
IS IN OUR
HANDS**

The content

Introduction

About the company

BEKATHERM products for exterior walls

Primers

BK-Grund Universal
BK-Acryl
BK-Ultra Prime
BK-Grund Silicat
BK-Penetrat
BK-MicroGrund Universal

Adhesives

BK-StirolFix 1
BK-StirolFix WDVS
BK-StirolFix Special
BK-StirolFix Base
BK-StirolFix White

Finishing facade renders

BK-Plast
BK-Sil
BK-Sil Si&Si
BK-S Plast
BK-Kul
BK-Briv Special
BK-Banjalit
BK-Terofa

Levelling compounds

BK-GletEx S
BK-GletEx S Acryl

Facade paints

BK-Fas Silicon
BK-Fas Silicat
BK-Fas Acryl
BK-Fas Shine
BK-MicroFas Silicon
BK-MicroFas Silicat
BK-MicroFas Acryl
BK-Fas Color

Accessory materials

Bekatherm mrežica 160
Bekatherm mrežica 145

BEKATHERM insulation products

EPS facade boards

Bekatherm EPS F
Bekatherm EPS Grafit
Bekatherm EPS Gold

EPS construction boards

Bekatherm EPS 150
Bekatherm EPS 120
Bekatherm EPS 100
Bekatherm EPS 30

XPS (extruded polystyrene foam)

BK-Dur

BEKATHERM thermal insulation facade systems

BEKATHERM Standard White
BEKATHERM Standard Graphite
BEKATHERM Prestige
BEKATHERM Plus

INTERIOR products for internal walls

Primer

BK-Podloga
BK-Podloga 1:3
BK-Stain Blocker

Levelling compound

BK-GletEx Acryl
BK-GletEx Nivelex
BK-GletEx Premium
BK-GletEx
BK-GletEx Universal

Interior paint

BK-Pol
BK-Gold
BK-Crystal
BK-Delux Semi Matt

BK-Delux Matt

BK-Pol Protect

Interior decorative render

BK-In Plast
BK-In Kul
BK-In Kul Brilliant
BK-Briv Universal
BK-Dekor

Tinting agent

BK-Color

Proizvod za gips - kartonske ploče

BK-Fil
BK-PlasterFix

System solution for interior walls

INTERIOR Standard

HYDRO waterproofing products

Waterproofing compounds

BK-HidroStop Premium
BK-HidroStop Extra
BK-HidroStop 5/5
BK-HidroStop 2
BK-HidroStop 1
BK-Hidrostop Base

Accessory portfolio

BK-Tape

CERAMIC products

Primer

BK-Bond

Ceramic tiles adhesive

SiproFix BK 170 Elastic
SiproFix BK 160 Super Flex
SiproFix BK 160 White
SiproFix BK 155 Rapid White
SiproFix BK 110 Flex
SiproFix BK 110
SiproFix BK 90

Grouting compound

BK-Fugomal

HYDRO CERAMIC

CERAMIC tile Installation sistem

HYDRO CERAMIC Bathroom
HYDRO CERAMIC Kitchen
HYDRO CERAMIC Balcony
CERAMIC Big Tiles

DÉCOR decorative products for internal and external walls

Primer

BK-Deco Acryl

Decorative materials

BK-Sunset
BK-Iskra
BK-Perla
BK-Natura
BK-Travertino Exterior&Interior
BK-Rustic
BK-Concrete Style
BK-Nova Era
BK-Nova Era Exclusive
BK-Velatura
BK-Velatura Exclusive

PROTECTART products for wood and metal

Wood impregnation

BK-Protecta

Wood coating

BK-AquaPrimer
BK-WoodPrime Classic

Metal coating

BK-MetalPrime Classic
BK-MetalPrime Nitro

Transparent wood coating coat

BK-AquaLasur
BK-LasurClassic

BK-LasurGold

Wood and metal coating

BK-NitroEmajl
BK-EmajlClassic
BK-AquaEmajl

3U1 coatings

BK-Metalux 3in1
BK-Metal 3in1

Special purpose products

BK-Marine
BK-Thermostabil
BK-Thermalux

Thinner

BK-RX
BK-Nitro Extra
BK-Nitro
BK-Classic

SEALFIX products for sealing and gluing

Sealing materials

BK-Silicon Sanitar
BK-AcrylKit
BK-Silicon Universal
BK-Silicon Neutral PROFI
BK-SuperFlex PU

Sidrna masa

BK-Anchrofix

Adhesives

BK-UltraX
BK-Instant FIX
BK-DecoFix

PUR EPS board adhesive

BK-PUR EPS Kleber GUN
BK-PUR EPS Kleber

Polyurethane PUR foams

BK-PUR Premium GUN
BK-PUR Premium
BK-PUR Universal GUN
BK-PUR Universal

PUR foam pistol cleaner

BK-PU Cleaner

FLOOR products for flooring installation

Self-levelling compound

BK-Liv 30
BK-Liv 10

Primer for parquet adhesive

BK-ParketFix PU Prime

Parquet adhesive

BK-Parket Fix
BK-Parketfix PU

CLASSIC products for machine plastering

Primers

BK-Nivelator
BK-Beton Kontakt

Mortar for manual and machine application

BK-Mal 520
BK-Mal 420
BK-Mal 320
BK-Mal 220

SPECIAL special purpose products

Hydrophobic coatings

BK-Stone
BK-AquaPhobe

Concrete paint

BK-Bet

Anti-mould agents

BK-PoliCid
BK-Sanucid
BK-SaniCid Express

Products for masonry with aerated concrete blocks

BK-BlockFix

BEKAMENT
STONE BY STONE.



30

YEARS IN BUSINESS



5

QUARRIES



7

PLANTS



350,000t

CAPACITY OF POWDER AND LIQUID PRODUCTS PRODUCTION PER YEAR



500,000m³

CAPACITY OF POLYSTYRENE PRODUCTION PER YEAR



10⁺

MARKETS IN EU



1200

PARTNERS AND DISTRIBUTORS



250⁺

PRODUCTS IN PORTFOLIO

COMPLETE PRODUCTION PROCESS

QUALITY GUARANTEED BY ETA AND ISO STANDARDS 9001, ISO 14001, ISO 45001



500⁺

EMPLOYEES

24/7/365

TEAM SPIRIT



ABOUT THE COMPANY

Bekament is one of the most technologically advanced companies in the production of construction finishing materials, which has been operating successfully in the Serbian and regional markets for nearly 3 decades.



The foundations of the business were laid in 1992. with the establishment of the family-owned company “Banja Komerc”, which was engaged in the processing of mill materials. Only three years later, in 1995. the first quarry was opened, becoming the source of raw materials for the production of finished products, which was launched in 1999. The road to success started with small steps with 4 employees and 2 products. The opening of the quarry was the first major success of the company since it had begun its operations.

Since 2002. the company has been operating under the name “Banja Komerc Bekament”. Today, the complete production process that the Company owns starts from the extraction of the famous stone from its own mine at Venčac, through processing of the same by grinding into granules and micronized fillers, to the production of liquid and powdery materials for finishing works in civil engineering. The Company operates 5 quarries and 7 plants spreading over 25 ha and may boast of a wide range of over 250 product items.

A team of experienced professionals and top experts responsibly take care of all the processes the Company engages in.

In the modern laboratory and quality control department technologists are actively working on improving technological processes and monitoring market requirements, due to which the Company has obtained numerous world-recognized certificates (ETA, ISO 9001, ISO 14001, ISO 45001).

The entire product portfolio is marketed under the BEKAMENT brand. Bekament product portfolio consists of construction finishing materials, including exterior and interior wall products, insulation, waterproofing and ceramics, decorative materials, wood and metal products, sealing and gluing products, hand and machine plastering, as well as special purpose products.

Owing to a well-organized network of more than 1200 partners and distributors, a wide range of products is available to end-users in more than 10 markets in the European Union and the region.

With constant innovation, commitment to business and long-term planning, the Company is moving towards a position of a leader in the Southeast Europe region. Believing in the strength it has within itself, Bekament creates a better tomorrow today.





BEKAMENT[®]

The power is in our hands

BEKATHERM | PRODUCTS FOR EXTERNAL
WALLS AND INSULATION



SAFE FROM THE OUTSIDE, WARM INSIDE

www.bekament.com

PRIMERS

ADHESIVES

FINISHING FACADE
RENDERS

LEVELLING COMPOUNDS

FACADE PAINTS

ACCESSORY MATERIALS

BEKATHERM

PRODUCTS FOR EXTERIOR WALLS



BK-Grund Universal

Universal structural primer



Use: Universal structural primer designed to provide uniformity, neutralization, hardening and waterproofing of the substrate before applying all types of facade paints and decorative renders, except silicate paints/renders. It is advisable to tint the BK-Grund Universal primer in the same shade as the finish.

Preparation and application: The substrate to which BK-Grund Universal is applied must be solid, clean, dry and free of oil. BK-Grund Universal primer should be mixed and diluted with 15-20 % of water (1,2-1,6 l of water for 8 kg of product; 3.75-5 l of water for 25 kg of product) before use. Apply the diluted primer to the wall with a long-hair roller or brush, in one coat. If necessary, in case of old, highly absorbent surfaces, it is possible to apply the primer twice in 2-3 hours. The time required for drying until applying the finishing coat is 12 hours. See product datasheet for more detailed instructions.

Application temperature: From +5°C to +30°C. Do not work under direct sunlight, rain or strong wind.

Consumption: Approximately 0.2-0.25 kg/m² depending on absorbency and roughness of the surface.

Shelf life and storage: 18 months in original sealed packing. Store at temperatures from +5°C to +25°C, protected from direct sunlight and frost.

Package: 8; 25kg



For facade plasters and paints



Reduces absorbency surface-strengthening



Improves adhesion



Extends processing time



BK-Acryl

Structural primer for acrylic renders and paints



Use: Acrylic structural primer designed to provide uniformity, neutralization, hardening and waterproofing of the substrate before applying acrylic facade paints and decorative renders. It is advisable to tint the BK-Acryl primer in the same shade as the finish.

Preparation and application: The substrate to which BK-Acryl is applied must be solid, clean, dry and free of oil. BK-Acryl primer should be mixed and diluted with 15-20 % of water (1,2-1,6 l of water for 8 kg of product; 3.75-5 l of water for 25 kg of product) before use. Apply the diluted primer to the wall with a long-hair roller or brush, in one coat. The time required for drying until applying the finishing coat is 12 hours. See product datasheet for more detailed instructions.

Application temperature: From +5°C to +30°C. Do not work under direct sunlight, rain or strong wind.

Consumption: Approximately 0.2-0.25 kg/m² depending on absorbency and roughness of the surface.

Shelf life and storage: 18 months in original sealed packing. Store at temperatures from +5°C to +25°C, protected from direct sunlight and frost.

Package: 8; 25 kg



For facade plasters and paints



Reduces absorbency surface-strengthening



Improves adhesion



Extends processing time

BK-Ultra Prime Universal primer



Use: Universal transparent primer for outdoor and indoor use, which is used as a base coat before applying dispersion paints and skimming compound, before installing ceramic tiles and bonding thermal insulation boards, etc. The BK-Ultra Prime primer improves adhesion, evens absorption, binds dust particles and provides a uniform finish when painting.

Preparation and application: The substrate on which the BK-Ultra Prime is applied must be load-bearing, solid, dust-free, dry, free of oil residues and poorly bonded coats. The BK-Ultra Prime primer is ready for use and does not need to be thinned. The product should be mixed well before use. Apply the primer evenly to wall with a long-hair roller, brush or by spraying in one coat. Drying time to application of the finishing coat is 4 h under normal conditions (23°C and 50-60% of r. h.). See product datasheet for more detailed instructions.

Application temperature: From +5°C to +30°C. Do not work under direct sunlight, rain or strong wind.

Consumption: Approximately 0,12 - 0,20 l/m², depending on absorption and roughness of the substrate.

Shelf life and storage: 18 months in original sealed packing. Store at temperatures from +5°C to +25°C, protected from direct sunlight and frost.

Package: 10 l



Indoor/Outdoor use



High dust-binding



Improves adhesion



Extends the processing time



BK-Grund Silicat Structural primer for silicate renders and paints



Use: Structural silicate primer for coating the lime, lime-cement and cement surfaces in order to provide uniformity, neutralization and hardening of the substrate before applying silicate paints and silicate decorative renders. It is advisable to tint the BK-Grund Silicat primer in the same shade as the finish. Can be used both in exteriors and interiors.

Preparation and application: The substrate to which BK-Grund Silicat is applied must be solid, clean, dry and free of oil. BK-Grund Silicat primer should be mixed and diluted with approximately 15% of water (1.2 l of water for 8 kg of water; 3.75 l of water for 25 kg of water) before use. It is applied with a long-hair roller or brush in one coat. The time required for drying until applying the finishing coat is at least 12 hours. During installation, the temperature should be from +15°C to +30°C, relative humidity not exceeding 70%. See product datasheet for more detailed instructions.

Consumption: Approximately 0.2-0.25 kg/m² depending on absorbency and roughness of the wall surface.

Shelf life and storage: 12 months in original sealed packing. Store at temperatures from +5°C to 25°C, protected from direct sunlight and frost.

Package: 8; 25 kg



Indoor/Outdoor use



Reduces absorbency surface-strengthening



Improves adhesion



BK- Penetrat

Highly penetrating primer for poorly bonded surfaces

Use: A deep-penetrating, vapor-permeable coating designed for the impregnation, equalization and fixation of all types of mineral exterior and interior substrates. It is used with absorbent, poorly bonded surfaces, prior to application of subsequent coats to improve adhesion. Due to its nanoparticles, it has the ability to penetrate extremely well, so it is well suited for the restoration and rehabilitation of cultural monuments and historic old buildings, when it is necessary to further bond and strengthen dipapidated and damaged surface renders.

Preparation and application: The substrate to which BK-Penetrat is applied must be clean, dry, free of oil residues and old coatings. Before application, loosely bonded parts should be removed as far as possible. Before use, dilute BK-Penetrat with water in ratio 1: 3 and mix well. For good penetration it is essential to follow the dilution instructions. Apply with a long-hair brush, long-hair roller or by spraying. With very old, absorbent surfaces, apply the primer twice using the wet-to-wet principle. Drying time minimum 24 h. See product datasheet for more detailed instructions.

Application temperature: From +5°C to +25°C. Do not work under direct sunlight, rain or strong wind.

Consumption: 0,05-0,08 l/m², depending on absorbency and roughness of the surface.

Shelf life and storage: 12 months in original sealed packing. Store at temperatures from +5°C to +25°C, protected from direct sunlight and frost.

Package: 1; 5l



Indoor/Outdoor use



Reduces absorbency surface-strengthening



For highly absorbent substrates



For restoration of cultural heritage



BK-MicroGrund Universal

Universal microfiber structural primer

Use: Universal microfiber structural primer designed to provide uniformity, neutralization, hardening and waterproofing of the substrate before applying all types of facade paints and decorative renders, except silicate paints/renders. It is suitable for filling fine cracks and further reinforcing the substrate. It is most commonly used in combination with BK-MicroFas Acryl and BK-MicroFas Silicon.

Preparation and application: The substrate to which BK-MicroGrund Universal is applied must be solid, clean, dry and free of oil. BK-MicroGrund Universal primer should be mixed and diluted with 10-15% of water (0.8-1.2 l of water for 8 kg of product; 2.5-3.75 l of water for 25 kg of product) before use. Apply the diluted primer to the wall with a long-air roller in two coats, with crossed movements. Drying time between applications should be min. 4h. It is necessary to work evenly with the "full roller" so that the coated surface is crossed by the roller several times in different directions to avoid grouping the filler in one place. The time required for drying until applying the finishing coat is 24 hours. See product datasheet for more detailed instructions.

Application temperature: From +5°C to +30°C. Do not work under direct sunlight, rain or strong wind.

Consumption: Approximately 0.2-0.3 kg/m² depending on absorbency and roughness of the surface.

Shelf life and storage: Up to 18 months in original sealed packing. Store at temperatures from +5°C to +25°C, protected from direct sunlight and frost.

Package: 8; 25 kg



Excellent workability



Bridging fine cracks



With microfibers



BK-StirolFix 1

Flexible adhesive for bonding EPS, EPS G and MW boards and mesh reinforcement

Use: Mineral flexible adhesive intended for bonding styrofoam (EPS boards), graphite styrofoam, EPS G boards as well as mineral wool boards (MW boards) to solid facade surfaces, as well as for embedding the reinforcement mesh and for leveling the entire facade surface. BK-StirolFix 1 is used as an adhesive for bonding and as a base coat, i.e. adhesive for reinforcement within both BEKATHERM thermal insulation systems (BEKATHERM Standard system with EPS thermal insulation boards and BEKATHERM Prestige with MW boards).

Preparation and application: The substrate to which the adhesive is applied must be solid, clean, durable, free from efflorescence, oil residues or paint. Smooth, poorly absorbent concretes, with residual dirt from the formwork, must be cleaned by hot water jet and then primed with BK-BetonKontakt. It is not necessary to apply a primer on new brick walls. In the case of bonding the panels to the walls of aerated concrete, coating with BK-Nivelator is recommended in accordance with the instruction manual. The preparation is performed by adding the powder in about 26-28% of water (6,5-7 l of water for 25 kg of product) until complete homogenization. Leave the mass to rest for about 10 minutes and then stir again to obtain an adhesive of appropriate density. The prepared adhesive is applied to thermal insulation boards (along the entire perimeter of the board and dotted in the middle), and then the boards are bonded on substrate by pressing. When reinforcing, the adhesive is applied with a serrated steel trowel (tooth size 8-10 mm) on dedusted styrofoam surface, and then the reinforced mesh is pressed into such adhesive from down upwards (min. 10 cm of overlap between the mesh strips). After drying, the entire surface is leveled with a new layer of adhesive, so that the total thickness of the final layer of adhesive is 4-5 mm. The adhesive should be protected from premature drying and freezing. When bonding MW boards, the entire surface of the board must be coated with a thin layer of adhesive. The adhesive is then applied over the entire perimeter of the MW board with the addition of three points in the middle. In further work, follow the same rules mentioned in the section on EPS boards bonding. See product datasheet for more detailed instructions.

Application temperature: Substrate and air temperatures from +5°C to +30°C. Possible to embed reinforcement mesh: after min. 48 hours. Possible to apply finishing coats: after min. 7 days.

Consumption: About 5-6.5 kg/m² for bonding and about 5-7 kg/m² for leveling, depending on the quality of the substrate, the type of thermal insulation material used, etc.

Shelf life and storage: 12 months in original packaging in dry room on pallets.

Package: 25 kg



Flexible



Excellent workability



High vapor permeability



Fiber reinforced





BK-StirolFix WDVS

Adhesive for bonding EPS and MW boards and embedding reinforcement mesh



Use: For bonding styrofoam thermal insulation boards to solid facade surfaces, embedding reinforcement mesh and leveling the entire facade surface, as well as for bonding mineral wool boards. BK-StirolFix WDVS is used as an adhesive for bonding EPS boards within the Bekatherm Standard, that is, for bonding MW boards within the Bekatherm Prestige thermal insulation system.

Preparation and application: The substrate to which the adhesive is applied must be solid, clean, durable, free from efflorescence, oil residues or paint. The preparation is performed by adding the powder in about 26-28% of water (6.5-7 l of water for 25 kg of product) until complete homogenization. Leave the mass to rest for about 10 minutes and then stir again to obtain an adhesive of appropriate density. The prepared adhesive is applied to thermal insulation boards (along the entire perimeter of the board and dotted in the middle in the form of so-called doughs of adhesive, with approximate diameter of 10cm), and then the boards are bonded on substrate by pressing. When reinforcing, the adhesive is applied with a serrated steel trowel (tooth size 8-10mm) on dedusted styrofoam surface, and then the reinforced mesh is pressed into such adhesive from down upwards (min. 10 cm of overlap between the mesh strips). After drying, the entire surface is leveled with a new layer of adhesive, so that the total thickness of the final layer of adhesive is 4-5 mm. The adhesive should be protected from premature drying and freezing. When bonding MW boards, the entire surface of the board must be coated with a thin layer of adhesive. The adhesive is then applied over the entire perimeter of the MW board with the addition of three application points in the middle, in the form of so-called adhesive doughs, approximately 15 cm in diameter. In further work, follow the same rules mentioned in the section on EPS boards bonding. See product datasheet for more detailed instructions.

Application temperature: Substrate and air temperatures from +5°C to +30°C. Possible to embed reinforcement mesh: after min. 48 hours. Possible to apply finishing coats: after min. 7 days.

Consumption: About 5-6,5 kg/m² for bonding and about 5-6 kg/m² for leveling, depending on the quality of the substrate, the type of thermal insulation material used, etc.

Shelf life and storage: 12 months in original packaging in dry room on pallets.

Package: 25 kg



Excellent workability



Good adhesion to different surface types



Quick hardening

BK-StirolFix Special

Highly flexible adhesive for bonding EPS, EPS G, XPS and MW boards and mesh reinforcement



Use: Mineral, highly flexible polymer-cement adhesive for bonding expanded (EPS) and extruded (XPS) polystyrene boards, for bonding graphite styrofoam and mineral wool (MW) boards, to various mineral substrates, as well as for embedding reinforcement mesh and leveling the entire facade surface. BK-StirolFix Special is used as an adhesive for bonding and as a base coat, i.e. adhesive for reinforcement within the Bekatherm Prestige thermal insulation system

Preparation and application: The substrate to which the adhesive is applied must be solid, clean, durable, free from efflorescence, oil residues. Smooth low-absorbent concrete, with residual dirt from the formwork, should be coated with BK-Beton Kontakt one day before bonding the boards. It is not necessary to apply a primer on new brick walls. In the case of bonding the panels to the walls of aerated concrete, coating with BK-Nivelator is recommended in accordance with the instruction manual. The preparation is performed by adding the powder in about 26-28% of water (6.5-7 l of water for 25 kg of product) until complete homogenization. Leave the mass to rest for about 10 minutes and then stir again to obtain an adhesive of appropriate density. The prepared adhesive is applied to thermal insulation boards (along the entire perimeter of the board with the addition of three application points in the middle), and then the boards are bonded on the substrate by pressing. After min. 48 h perform anchoring with fasteners with a metal core, which is a mandatory step when using the system with MW. After anchoring, a very thin layer of adhesive should be applied on the entire surface of the board with a drying time of about 4 hours. When embedding the reinforcement mesh, the adhesive is applied on the entire surface of the board with a serrated trowel (tooth depth 8-10 mm). The reinforcement mesh (min. 10 cm of overlap between strips) is embedded into freshly applied adhesive. After drying, the entire surface is leveled with a new layer of adhesive. The total thickness of the adhesive finish should be 5-6 mm. The adhesive should be protected from premature drying and freezing. When bonding MW boards, the entire surface of the board should be coated with a thin layer of adhesive or at least the parts to which adhesive is applied. The adhesive is then applied over the entire perimeter of the MW board with the addition of three points in the middle. In further work, follow the same rules mentioned in the section on EPS boards bonding. See product datasheet for more detailed instructions.

Application temperature: Substrate and air temperatures from +5°C to +30°C. Possible to embed reinforcement mesh: after min. 48 hours. Possible to apply finishing coats: after min. 7 days.

Consumption: About 5.5-6 kg for bonding and about 5-7 kg for leveling.

Shelf life and storage: 12 months in original packaging in dry room on pallets.

Package: 25 kg



Highly flexible



Fiber reinforced



Good vapor permeability



Excellent workability



BK-StirolFix Base

Adhesive for bonding EPS boards



Use: Cement based adhesive intended only for bonding EPS boards, on various mineral substrates. The product is not intended for reinforcement mesh embedding or leveling the entire facade surface. The product is used as a component for bonding EPS boards within the BEKATHERM Standard thermal insulation system.

Preparation and application: The substrate to which the adhesive is applied must be solid, clean, free from efflorescence, oil residues or paint. Smooth, poorly absorbent concretes, with residual dirt from the formwork, must be cleaned by hot water jet and then primed with BK-Beton Kontakt one day before bonding EPS boards. It is not necessary to apply a primer on new brick walls. In the case of bonding the panels to the walls of aerated concrete, coating with BK-Nivelator is recommended in accordance with the instruction manual. The preparation is performed by adding the powder in about 26-28% of water (6.5-7 l of water for 25 kg of product) until complete homogenization. Leave the mass to rest for about 10 minutes and then stir again to obtain an adhesive of appropriate density, without lumps. The prepared adhesive for bonding is applied over the entire perimeter of the EPS board with the addition of three application points in the middle of the board, in the form of the so-called doughs, approximately 10 cm in diameter. The strips around the perimeter of the board should be applied in a width of min. 5 cm and thickness of 1.5-2.0 cm. After min. 2 days of drying, it is possible to anchor the boards, which is necessary within the system using the BK-StirolFix Base adhesive. See product datasheet for more detailed instructions.

Application temperature: Substrate and air temperatures from +5°C to +30°C. Possible to embed reinforcement mesh: after min. 48 hours. Possible to apply finishing coats: after min. 7 days.

Consumption: About 5-6 kg/m² for bonding styrofoam boards.

Shelf life and storage: 12 months in original packaging in dry room on pallets.

Package: 25 kg



Good workability



Good adhesion to different surface types



Cost efficient



BK-StirolFix White

White flexible adhesive for embedding reinforcement mesh

Use: White cement based mineral adhesive designed for embedding the reinforcement mesh and leveling the entire facade surface. BK-StirolFix White is used as a base coat, i.e. adhesive for reinforcement within the Bekatherm Standard thermal insulation system. BK-StirolFix White can also be used for bonding EPS and MW thermal insulation boards.

Preparation and application: The preparation is performed by adding the powder in about 26-28% of water (6.5-7 l of water for 25 kg of product) until complete homogenization. Leave the mass to rest for about 10 minutes and then stir again to obtain an adhesive of appropriate density. The prepared adhesive is applied to thermal insulation boards (dotted in the middle and in the form of strips along the edges), and then the boards are bonded to the substrate by lightly pressing. When embedding reinforcement mesh, the adhesive is applied with a serrated steel trowel (tooth size 8-10 mm) on the dedusted styrofoam surface. The reinforcement mesh (min. 10 cm of overlap between strips) is pressed into such freshly applied adhesive from down upwards. After drying, the entire surface is leveled with a new layer of adhesive, so that the total thickness of the final layer of adhesive is 4-5 mm. The adhesive should be protected from premature drying and freezing. See product datasheet for more detailed instructions.

Application temperature: Substrate and air temperatures from +5°C to +30°C. Possible to embed reinforcement mesh: after min. 48 hours. Possible to apply finishing coats: after min. 7 days.

Consumption: About 5-6.5 kg/m² for bonding and about 5-7 kg/m² for leveling, depending on the quality of the substrate, the type of thermal insulation material used, etc.

Shelf life and storage: 12 months in original packaging in dry room on pallets.

Package: 25 kg



Flexible



Excellent workability



High vapor permeability



Fiber reinforced



BK-Plast

Acrylic based facade render



Use: Thin-layer decorative render, in the form of paste, made of high-quality acrylic emulsion, intended for the protection of facade wall surfaces. It is characterized by good adhesion to the substrate, excellent workability, high strength and water repellency. Possible to tint in 4500 shades.

Preparation and application: The substrate to which the render is applied must be solid, clean, dry and coated with BK-Acryl or BK-Grund Universal primer. Mix BK-Plast before application and if necessary dilute with a small amount of water - 1% (0.25 l of water for 25 kg). The render is applied with a steel trowel with thickness of the largest grain. Depending on the desired structure, the render is then processed with a plastic trowel, namely: Full structure - structured in a circular pattern immediately after application; Reib structure - after application scratch by circular motions until the desired structure is achieved. It is necessary to work evenly and without interruption on continuous wall surfaces. See product datasheet for more detailed instructions.

Application temperature: From +5°C to +30°C. Do not work under direct sunlight, rain or strong wind. The facade must be adequately protected with mesh. High humidity and low temperatures can significantly extend the render bonding time.

Shelf life and storage: 18 months in original sealed packing. Store at temperatures from +5°C to +25°C, protected from direct sunlight and frost.

Package: 25 kg



Excellent workability



Excellent water repellancy



UV resistant



Wide range of shades

PRODUCT GRANULATION Grain size mm	SCRATHECD-RILLE (reib) structure Approx. consumption kg/m ²	FULL (full -kratz) structure Approx. consumption kg/m ²
Especially fine grain 1,0	/	2,3
Fine grain 1,5	2,4	2,8
Medium fine grain 2,0	2,7	3,3



BK-Sil

Silicone-based facade render



Use: High quality silicone decorative render in form of paste, good vapor permeability, exceptional workability, water repellency and resistance to UV radiation and atmospheric influences. Possible to tint in more than 1300 shades.

Preparation and application: The substrate to which the render is applied must be solid, clean, dry and coated with BK-Grund Universal primer. Mix BK-Sil before application and if necessary dilute with a small amount of water up to 1% (0.25 l of water). The render is applied with a steel trowel with thickness of the largest grain. Depending on the desired structure, the render is then processed with a plastic trowel, namely: Full structure - structured in a circular pattern immediately after application; Reib structure - after application scratch by circular motions until the desired structure is achieved. It is necessary to work evenly and without interruption on continuous wall surfaces. See product datasheet for more detailed instructions.

Application temperature: From +5°C to +30°C. Do not work under direct sunlight, rain or strong wind. The facade must be adequately protected with mesh. High humidity and low temperatures can significantly extend the render bonding time.

Shelf life and storage: 18 months in original sealed packing. Store at temperatures from +5°C to +25°C, protected from direct sunlight and frost.

Package: 25 kg



Excellent workability



Good vapor permeability



Resistant to dirt pickup



UV resistant



Excellent water repellancy

PRODUCT GRANULATION Grain size mm	SCRATHECD-RILLE (reib) structure Approx. consumption kg/m ²	FULL (full -kratz) structure Approx. consumption kg/m ²
Especially fine grain 1,0	/	2,5
Fine grain 1,5	2,3	2,8
Medium fine grain 2,0	2,8	3,2



BK-Sil Si&Si

Silicate-silicone-based facade render



Use: High quality silicate decorative render in the form of paste, featured by high strength, excellent workability and good vapor permeability with silicone additives to increase water repellency. It is resistant to UV rays and atmospheric influences. Due to its characteristics, it is recommended for the restoration of old buildings and for the protection of cultural monuments. Possible to tint in more than 1300 shades.

Preparation and application: The substrate to which the render is applied must be solid, clean, dry and coated with BK-GrundSilicat primer. Mix BK-SilSi&Si before application and if necessary dilute with a small amount of water up to 1% (0.25l of water). The render is applied with a steel trowel with thickness of the largest grain. Depending on the desired structure, the render is then processed with a plastic trowel, namely: Full structure - structured in a circular pattern immediately after application; Reib structure - after application scratch by circular motions until the desired structure is achieved. It is necessary to work evenly and without interruption on continuous wall surfaces. It is necessary to equalize the material required for the continuous facade surface by mixing the contents of multiple bins. See product datasheet for more detailed instructions.

Application temperature: From +15°C to +30°C, relative humidity max. 70 %. Do not work under direct sunlight, rain or strong wind. The facade must be adequately protected with mesh. High humidity and low temperatures can significantly extend the render bonding time.

Shelf life and storage: 12 months in original sealed packing. Store at temperatures from +5°C to +25°C, protected from direct sunlight and fros

Package: 25 kg



PRODUCT GRANULATION Grain size mm	SCRATCHECD-RILLE (reib) structure Approx. consumption kg/m ²	FULL (full -kratzt) structure Approx. consumption kg/m ²
Especially fine grain 1,0	/	2,4
Fine grain 1,5	2,6	2,8
Medium fine grain 2,0	3,0	3,3



BK-S Plast

Silicate-based facade render



Use: Thin-layer silicate decorative render in the form of paste intended for protection of facade wall surfaces. It is characterized by good adhesion to the substrate, excellent workability, high strength, non-combustibility and good vapor permeability. It is resistant to UV rays and atmospheric influences. Due to its characteristics, it is recommended for the restoration of old buildings and for the protection of cultural monuments. Possible to tint in more than 1300 shades.

Preparation and application: The substrate to which the render is applied must be solid, clean, dry and coated with BK-Grund Silicat primer. Mix BK-S Plast before application and if necessary dilute with a small amount of water (1-2 %, 0.25-0.5l of water). The render is applied with a steel trowel with thickness of the largest grain. Depending on the desired structure, the render is then processed with a plastic trowel, namely: Full structure - structured in a circular pattern immediately after application; Reib structure - after application scratch by circular motions until the desired structure is achieved. It is necessary to work evenly and without interruption on continuous wall surfaces. It is necessary to equalize the material required for the continuous facade surface by mixing the contents of multiple bins. See product datasheet for more detailed instructions.

Application temperature: From +15°C to +30°C, relative humidity max. 70 %. Do not work under direct sunlight, rain or strong wind. The facade must be adequately protected with mesh. High humidity and low temperatures can significantly extend the render bonding time.

Shelf life and storage: 12 months in original sealed packing. Store at temperatures from +5°C to +25°C, protected from direct sunlight and frost

Package: 25 kg



PRODUCT GRANULATION Grain size mm	SCRATCHECD-RILLE (reib) structure Approx. consumption kg/m ²	FULL (full -kratzt) structure Approx. consumption kg/m ²
Especially fine grain 1,0	/	2,4
Fine grain 1,5	2,6	2,8
Medium fine grain 2,0	3,0	3,3

BK-Kul Mosaic facade render



High resistant to mechanical damage



High water repellent



Easy to keep clean



UV resistant

Use: Decorative multicolored grain mosaic render for permanent protection of facade surfaces. It features exceptional strength, water repellency and weather resistance. Granulation (grain size): 1,5mm. Not recommended for large facade areas. Limit application to details (plinths, pillars and other less unconnected surfaces).

Preparation and application: The surface to which render is applied must be solid, clean and dry, with no loose parts, free of oil stains and similar. Prior to application, the substrate must be coated with BK-Acryl or BK-Grund Universal primer, tinted in an approximate shade of the final plaster. Primer drying time before applying render should be at least 12 h. If applied on thermal insulation systems, it is necessary to apply BK-Penetrat on the adhesive layer first. After drying BK-Penetrat, apply BK-Acryl or BK-Grund Universal substrate in an approximate shade of mosaic plaster. Stir BK-Kul before application until the mass foams and, if necessary, dilute with a small amount of water, up to 1% (0.08 l of water for a package of 8 kg; 0.25 l of water for a package of 25 kg). Mix the material by pouring it from one to another bin, manually or by electric stirrer at low speed. The render is applied with a steel trowel from the bottom upwards in the thickness of 2-2.5 mm. The applied layer should be well aligned to eliminate visible gaps between marble grains. It is necessary to work evenly and without interruption on continuous wall surfaces. It is not intended for installation on facade surfaces within thermal insulation systems. Restrict application to details (plinths, pillars and other minor unrelated surfaces). See product datasheet for more detailed instructions.

Application temperature: From +5°C to +30°C. Do not work under direct sunlight, rain or strong wind. High humidity and low temperatures can significantly extend the render bonding time.

Anygszükséglet: Approx. 5 kg/m².

Shelf life and storage: 18 months in original sealed packing. Store at temperatures from +5°C to +25°C, protected from direct sunlight and frost.

Package: 8; 25 kg



BK-Briv Special Facade mineral render



Excellent workability



High vapor permeability



High strength



Mould and algae resistant

Use: Mineral thin-layer decorative render on lime-cement substrate, intended for protection and decoration of exterior facade surfaces

Preparation and application: The surface to which render is applied must be solid, clean and dry, with no loose parts, free of oil stains and similar. Before applying the render, the substrate must be coated with BK-Grund Universal. In the case of highly absorbent substrates, coating with BK-Nivelator is recommended, while in the case of weak and scaling substrates the surface must be coated with BK-Penetrat before applying the render. Preparation is performed by adding the powder to about 24-26% of water (6-6.5 l of water for 25 kg of product) while stirring vigorously until complete homogenization; leave the mass to rest for 10 min, then stir once more. The render is applied with a steel trowel with thickness of the largest grain. Depending on the desired structure, the render is then processed with a plastic trowel, namely: Full (full-kratz) structure – structured in a circular pattern immediately after application, Reib (scratched-rille) structure – after application scratch by circular motions until the desired structure is achieved. See product datasheet for more detailed instructions.

Application temperature: From +5°C to +30°C. Do not work under direct sunlight, rain or strong wind.

Shelf life and storage: 12 months in original packaging in dry room on pallets.

Package: 25 kg

PRODUCT GRANULATION Grain size mm	SCRATCHECD-RILLE (reib) structure Approx. consumption kg/m ²	FULL (full -kratz) structure Approx. consumption kg/m ²
Especially fine grain 1,0	/	2,5
Fine grain 1,5	2,5	3,0
Medium fine grain 2,0	3,0	3,5



BK-Banjalit

Facade mineral render - “Oak bark”

Use: Mineral thin-layerlime-cement-basedrender, intended for all leveled substrates of lime-cement and cement mortars, for outdoor and indoor use. It is characterized by a relief structure similar to an oak bark.

Preparation and application: The surface to which render is applied must be solid, clean and dry, with no loose parts, free of oil stains and similar. Before applying the render, the substrate must be coated with BK-Grund Universal. In the case of highly absorbent substrates, coating with BK-Nivelator is recommended, while in the case of weak and scaling substrates the surface must be coated with BK-Penetrat before applying the render. Preparation is performed by adding about 24-26% of water (6-6.5 l of water for 25 kg of product) while stirring vigorously until complete homogenization; leave the mass to rest for 10 min, then stir once more. The render is applied with a steel trowel and the finishing is usually performed by scratching the surface with a piece of Styrofoam. See product datasheet for more detailed instructions.

Application temperature: From +5°C to +30°C. Do not work under direct sunlight, rain or strong wind.

Consumption: Approx. 2.7-3.3 kg/m².

Shelf life and storage: 12 months in original packaging in dry room on pallets

Package: 25 kg



High vapor permeability



High strenght



Mould and algae resistant



BK-Terofa

Facade mineral render for spraying the walls

Use: Mineral thin-layerlime-cement-based render with the characteristic structure of the sprayed render. Suitable for all lime-cement and cement mortars substrates, for outdoor and indoor use.

Preparation and application: The surface to which render is applied must be solid, clean and dry, with no loose parts, free of oil stains and similar. Before applying the render, the substrate must be coated with BK-Grund Universal. Before applying the render, the substrate must be coated with BK-Grund Universal. In the case of highly absorbent substrates, coating with BK-Nivelator is recommended, while in the case of weak and scaling substrates the surface must be coated with BK-Penetrat before applying the render. Primer drying time before applying render should be at least 12 h. Preparation is performed by adding about 28% l of water (7 l of water for 25 kg of product) while stirring vigorously until complete homogenization; leave the mass to rest for 10 min, then stir once more. The mass is applied by spraying in two coats, using a façade sprayer, covering the entire surface. The second coat is applied after partial drying of the previous coat. See product datasheet for more detailed instructions.

Application temperature: From +5°C to +30°C. Do not work under direct sunlight, rain or strong wind.

Consumption: Approx. 3.0-4.0 kg/m², depending on the desired structure and quality of the substrate.

Shelf life and storage: 12 months in original packaging in dry room on pallets.

Package: 25 kg



Outdoor use



High vapor permeability



High strenght



Mould and algae resistant

BK-GletEx S

Exterior wall leveling compound



Outdoor use



Fiber reinforced



Manual application

Use: Micro-reinforced mineral-based powder product for thin-layered leveling of exterior walls. Used for manual application up to a maximum thickness of 5 mm.

Preparation and application: The substrate to which BK-GletEx S is applied, must be solid, clean and dry, without loosely bonded parts, grease stains, etc. In case of application to high-quality mineral surfaces as well as to well-absorbed dispersion paints, the substrate must be previously coated with BK-Ultra Prime in order to achieve better adhesion of the skim coat. In case of highly absorbent surfaces, impregnation with BK-Nivelator can be performed. In case of peeled off, worn and/or dusty surfaces, all loosely bonded layers must be removed and then impregnated with BK-Penetrat. The preparation of the compound is done by adding the powder in about 40% of water (10 l of water for 25 kg of product) to achieve a homogeneous mixture, without lumps. Allow the mixture to rest for 10 minutes and stir once more before application. The compound is usually applied in two layers, by hand, with a metal trowel, with a total thickness of up to 5 mm. The second layer is applied after complete drying of the first one, and after each layer the possible folds should be processed with sandpaper, with grain size 80-180 depending on the technique and purpose. See product datasheet for more detailed instructions.

Application temperature: From +5°C to +30°C. Do not work under direct sunlight, rain or strong wind.

Consumption: Approximately 1.5-2.5 kg/m² depending on roughness of the surface.

Shelf life and storage: 12 months in original packaging in dry room on pallets.

Package: 5; 25 kg

BK-GletEx S Acryl

Acrylic-based exterior wall leveling compound



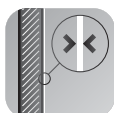
Outdoor use



Ready to use



Fiber reinforced



Layer thickness up to 3 mm in two layers

Use: Ready-to-use skimming compound with microfibers for machine and manual thin-layered leveling of exterior walls.

Preparation and application: The substrate to which BK-GletEx S Acryl is applied, must be solid, clean and dry, without loosely bonded parts, grease stains, etc. In case of application to high-quality mineral surfaces as well as to well-absorbed dispersion paints, the substrate must be previously coated with BK-Ultra Prime in order to achieve better adhesion of the skim coat. In case of highly absorbent surfaces, impregnation with BK-Nivelator can be performed. In case of peeled off, worn and/or dusty surfaces, all loosely bonded layers must be removed and then impregnated with BK-Penetrat.

BK-GletEx S Acryl is a ready-to-use product. Prior to use, it is advisable to stir the compound and if needed add max 1-2% of water to adjust the usage consistency, which is usually the case for machine application. The compound is usually applied in two layers, with a steel trowel, with a total thickness of up to 3 mm. After machine application, manual leveling of the surface with a trowel is performed in order to remove excess material. The second layer is applied after complete drying of the first one, and after each layer the possible folds should be processed with sandpaper, with grain size 80-180 depending on the technique and purpose. See product datasheet for more detailed instructions.

Application temperature: From +5°C to +30°C. Do not work under direct sunlight, rain or strong wind.

Consumption: Approx. 1.5-2 kg/m², depending on roughness of the surface.

Shelf life and storage: Up to 12 months in original sealed packing. Store at temperatures from +5°C to +25°C, protected from direct sunlight and frost

Package: 8; 25 kg



BK-Fas Silicon

Silicone dispersion for exterior walls



Use: Silicone dispersion paint for protection and decoration of new and old facade surfaces. It is made on the basis of high quality silicone resins, provides excellent coverage and water repellency, good vapor permeability, is resistant to UV radiation and atmospheric influences. Due to its high resistance, it is also suitable for use on the interior walls of public facilities. Possible to tint according to the Bekament color charts with limited color choices. Possible to tint in 144 shades.

Preparation and application: The substrate to which the dispersion is applied must be solid, clean, dry and coated with BK-Ultra Prime primer. The preparation of the paint is performed by adding about 10% of water (0.3l of water for 3 l of packaging; 0.5 l of water for 5 l of packaging; 1.5 l of water for 15 l of packaging), with good stirring until complete homogenization. BK-Fas Silicon is usually applied with a long-hair roller in two coats. The second layer is applied after complete drying of the first, which under normal conditions (T=+23-25 °C, relative humidity=50-60%) requires 4-6 h. With continuous surfaces it is necessary to work evenly and without interruption. See product datasheet for more detailed instructions.

Application temperature: From +5°C to +30°C. Do not work under direct sunlight, rain or strong wind.

Consumption: Approx. 0,15-0,25 l/m² for a two-layer coating, depending on the absorbency and roughness of the substrate.

Shelf life and storage: 18 months in original sealed packing. Store at temperatures from +5°C to +25°C, protected from direct sunlight and frost. The date of manufacture is imprinted on the packaging.

Package: 3; 5; 15 l



Excellent vapor permeability



Excellent water repellent



Excellent coverage



UV resistant



Mould and algae protection



BK-Fas Silicat

Silicate dispersion for exterior walls

Use: Silicate dispersion paint for protection and decoration of exterior and interior wall surfaces, characterized by excellent vapor permeability and good coverage. Due to the specific method of bonding to the substrate, it is suitable for use in the restoration of the facade surfaces of old buildings and cultural monuments. Resistant to UV radiation and atmospheric influences. Possible to tint according to the Bekament color charts with limited color choices.

Preparation and application: The substrate to which the paint is applied must be solid, clean, dry and coated with BK-Grund Silicat or BK-Ultra Prime. The preparation of the paint is performed by adding about 10% of water (0.5 l of the water for the packaging of 5 kg; 0.8 l of the water for the packaging of 8 kg; 2.5 l of the water for the packaging of 25 kg), with good stirring until complete homogenization. BK-FasSilicat is usually applied with a long-hair roller in two coats. The second layer is applied after complete drying of the first, which under normal conditions (T=+23-25 °C, relative humidity=50-60%) requires 4-6 h. It is necessary to work evenly and without interruption on continuous surfaces. High humidity and low temperatures can prolong the bonding time and affect the uniformity of shade. Protective curtains must be used during application. See product datasheet for more detailed instructions.

Application temperature: From +15°C to +30°C, relative humidity max. 70%. Do not work under direct sunlight, rain or strong wind.

Consumption: Approx. 0.35 kg/m² in two coatings, depending on the absorbency of the substrate.

Shelf life and storage: 12 months in original sealed packing. Store at temperatures from +5 to +25°C, protected from direct sunlight and frost.

Package: 5; 8; 25 kg



Excellent vapor permeability



Good coverage



UV resistant



For restoration of cultural heritage



Mould and algae resistant



BK-Fas Acryl

Acrylic dispersion for exterior walls



High coverage



Excellent water repellent



UV resistant



Wide range of shades

Use: Acrylic dispersion paint for protection and decoration of new and old facade surfaces. It is produced from high quality raw materials, provides excellent coverage and water repellency, is resistant to UV radiation and atmospheric influences. Due to its high resistance, it is also suitable for use on the interior walls of public and residential buildings. Possible to tint in more than 4400 shades

Preparation and application: The substrate to which the dispersion is applied must be solid, clean, dry and coated with BK-Ultra Prime universal primer or BK-Acryl structural primer. The preparation of the paint is performed by adding up to 15 % of water (0.15 l of the water for 1l of the packaging; 0.45 l of the water for 3 l of the packaging; 0.75 l of the water for 5l of the packaging; 2.25 l of the water for 15l of the packaging), with good stirring until complete homogenization. BK-Fas Acryl is usually applied with a long-hair roller in two coats. The second layer is applied after complete drying of the first, which under normal conditions (T=+23-25°C and 50-60% r. h.) requires 4-6 hours. It is necessary to work evenly and without interruption on continuous surfaces. See product datasheet for more detailed instructions.

Application temperature: From +5°C to +30°C. Do not work under direct sunlight, rain or strong wind.

Consumption: Approx. 0.15-0.30 l/m² depending on the absorbency and roughness of the substrate.

Shelf life and storage: 18 months in original sealed packaging. Store at temperatures from +5°C to +25°C, protected from direct sunlight and frost.

Package: 1; 3; 5; 15 l

BK-Fas Shine

Transparent coating with metallic effect



Glittering details



Excellent water repellent



Ready to use



Resistance to atmospheric influences

Use: BK-Fas Shine is a transparent, decorative coating with glittering particles that give the effect of a metallic shine. Recommended for outdoor and indoor use. The coating is water-repellent and weather-resistant.

Preparation and application: Stir the mass in the bucket with a mixer at a low speed prior to use. If it is necessary, add 100-150 ml of water. It is applied with a roller or with a spray-compressor (paint gun with 4mm nozzle) at a pressure of 2-4 bar. When applying, pay attention to the even speed of movement and uniform distance from the surface. See product datasheet for more detailed instructions. The full effect of the coating is achieved on sunny surfaces.

Application temperature: The air and substrate temperature during installation should be in the range of +5 °C to +30 °C. The coating is dry to the touch after 8-10 hours, depending on the conditions at the installation site. High humidity and low temperatures can lead to longer drying time and changes in the appearance of the coating.

Consumption: Approx. 0,10-0,15 l/m² depending on the thickness of the coating and the application technique.

Shelf life and storage: 18 months. Date of manufacture imprinted on the packaging. Store at temperatures from +5 °C to +25 °C, protected from sunlight and frost. Keep out of reach of children.

Package: 15 l

BK-MicroFas Silicon

Silicone dispersion with microfibers for exterior walls



High vapor permeability



Excellent coverage



UV resistant



With microfibers



Mould and algae protection

Use: Silicone dispersion paint with microfibers for protection and decoration of new and old facade surfaces. It is made on the basis of high quality silicone resins, provides excellent coverage and water repellency, good vapor permeability, is resistant to UV radiation and atmospheric influences. Due to its high resistance, it is also suitable for use on the interior walls of public facilities. This product provides good bypassing and filling of the thin cracks in the render (max. 0.5 mm) and thus prevents subsequent cracks or visible transitions on the finished surfaces. Possible to tint in accordance with Bekament color charts.

Preparation and application: The substrate to which the dispersion is applied must be solid, clean, dry and coated with BK-MicroGrund Universal primer. The preparation of the paint is performed by adding about 5-10% of water (0,25-0,5 l water for packaging of 5 kg; 0,4-0,8 l water for packaging of 8 kg; 1,25-2,5 l water for packaging of 25 kg), with good stirring until complete homogenization. BK-MicroFas Silicon is usually applied with a long-hair roller in two coats by cross motions. The second layer is applied after complete drying of the first, which under normal conditions (T=+23- 25°C, relative humidity=50-60%) requires 4-6 h. Work should be done evenly and without interruption on continuous surfaces with a “full roller” to avoid grouping of the filler in one place. See product datasheet for more detailed instructions.

Application temperature: From +5°C to +30°C. Do not work under direct sunlight, rain or strong wind.

Consumption: Approximately 0,4-0,45 kg/m² in 2 coats, depending on absorbency and roughness of the surface.

Shelf life and storage: 18 months in original sealed packing. Store at temperatures from +5°C to +25°C, protected from direct sunlight and frost.

Package: 5; 8, 25 kg

BK-MicroFas Silicat

Silicate dispersion with microfibers for exterior walls



High vapor permeability



Good coverage



For restoration of cultural heritage



Fiber reinforced



Mould and algae resistant

Use: Silicate dispersion paint with microfibers for protection and decoration of exterior and interior wall surfaces. Due to its high vapor permeability it is very suitable for renovation of old facades and cultural monuments. It is made of high quality silicate binders and additives, provides excellent coverage, is resistant to UV radiation and atmospheric influences. This product provides good bypassing and filling of the thin cracks in the render (max. 0.5 mm) and thus prevents subsequent cracks or visible transitions on the finished surfaces. Possible to tint according to the Bekament color charts with limited color choices.

Preparation and application: Preparation and application: The substrate to which the paint is applied must be solid, clean, dry and coated with BK-GrundSilicat primer. The preparation of the paint is performed by adding 5-10% of water (0,25-0,5 l water for packaging of 5 kg; 0,4-0,8 l water for packaging of 8 kg; 1,25-2,5 l water for packaging of 25 kg), with good stirring until complete homogenization. BK-MicroFasSilicat is usually applied with a long-hair roller in two coats by cross motions. The second layer is applied after complete drying of the first, which under normal conditions (T=+23-25 °C, relative humidity=50-60%) requires 4-6 h. Work should be done evenly and without interruption on continuous surfaces with a “full roller” to avoid grouping of the filler in one place. High humidity and low temperatures (e.g. late autumn) can prolong the bonding time and affect the uniformity of shade. Protective curtains must be used during application. See product datasheet for more detailed instructions.

Application temperature: From +15°C to +30°C, relative humidity max. 70%. Do not work under direct sunlight, rain or strong wind.

Consumption: About 0,4-0,45 kg/m² in two coatings, depending on the absorbency and roughness of the surface.

Shelf life and storage: Up to 12 months in original sealed packing. Store at temperatures from +5°C to +25°C, protected from direct sunlight and frost.

Package: 5; 8; 25 kg.

BK-MicroFas Acryl

Acrylic dispersion with microfibers for exterior walls



Use: Acrylic dispersion paint with microfibers for protection and decoration of new and old facade surfaces. It is produced from high quality raw materials, provides excellent coverage and water repellency, is resistant to UV radiation and atmospheric influences. This product provides good bypassing and filling of the thin cracks in the render (max. 0.5 mm) and thus prevents subsequent cracks or visible transitions on the finished surfaces. Possible to tint according to the Bekament color charts with unlimited color choices.

Preparation and application: The substrate to which the dispersion is applied must be solid, clean, dry and coated with BK-MicroGrund Universal primer. The preparation of the paint is performed by adding 5-10 % of water (0,25-0,5 l water for packaging of 5 kg; 0,4-0,8 l water for packaging of 8 kg; 1,25-2,5 l water for packaging of 25 kg), with good stirring until complete homogenization. BK-MicroFas Acryl is usually applied with a long-hair roller in two coats by cross motions. The second layer is applied after complete drying of the first, which under normal conditions (T=+23-25 °C, relative humidity=50-60%) requires 4-6 h. Work should be done evenly and without interruption on continuous surfaces with a “full roller” to avoid grouping of the filler in one place. See product datasheet for more detailed instructions.

Application temperature: From +5°C to +30°C. Do not work under direct sunlight, rain or strong wind.

Consumption: Approximately 0.4-0.45 kg/m² depending on absorbency and roughness of the surface.

Shelf life and storage: Up to 18 months in original sealed packing. Store at temperatures from +5°C to +25°C, protected from direct sunlight and frost.

Package: 5; 8; 25 kg



Excellent coverage



Excellent water repellent



UV resistant



Fiber reinforced

BK-Fas Color

Acrylic dispersion for exterior walls - full tone



Use: Tinted dispersion paint made of high quality acrylic emulsion. It is used for decorative protection of elements on new, high-quality, as well as old facade surfaces. It is also used as a means of tinting dispersion paints and facade renders. It is characterized by excellent water repellency, resistance to UV radiation and atmospheric influences. Due to its high resistance, it is also suitable for use on the interior walls of public facilities. It is produced in 13 standard shades.

Preparation and application: The substrate to which the dispersion is applied must be solid, clean, dry and coated with BK-Acryl or BK-Ultra Prime. The preparation of the paint is performed by adding max. 5-10 % of water (50-100ml), with good stirring until complete homogenization. BK-Fas Color is usually applied with a long-hair roller in two coats. The second layer is applied after complete drying of the first, which under normal conditions (T=+23-25 °C, relative humidity=50-60%) requires 4-6 h. It is necessary to work evenly and without interruption on continuous surfaces. See product datasheet for more detailed instructions.

Application temperature: From +5°C to +30°C. Do not work under direct sunlight, rain or strong wind.

Consumption: Consumption depends on the desired shade. If used as a standalone paint, the consumption is about 0.25kg/m², depending on the absorbency of the substrate.

Shelf life and storage: Up to 18 months in original sealed packing. Store at temperatures from +5°C to +25°C, protected from direct sunlight and frost

Package: 1 kg



Excellent coverage



Excellent water repellent



UV resistant



13 standard shades

Bekatherm mesh 160

Facade mesh



Use: The glass fiber mesh is embedded across the entire surface in a layer of construction adhesive with a minimum of 10 cm overlap at all joints of the mesh.

- Surface mass: 160 g/m²

Shelf life and storage: Unlimited.

Consumption: 1,1 m²/ netto m²

Package:

- Width: 100 cm

- Length: 50 m

- Total: 50 m²

Bekatherm mesh 145

Facade mesh



Use: The glass fiber mesh is embedded across the entire surface in a layer of construction adhesive with a minimum of 10 cm overlap at all joints of the mesh.

- Surface mass: 145 g/m²

Shelf life and storage: Unlimited.

Consumption: 1,1 m²/ netto m²

Package:

- Width: 100 cm

- Length: 50 m

- Total: 50 m²

Additional range for facade systems:

Facade dowel, PVC corner molding with mesh, drip profile with mesh, initial aluminum molding.



BEKAMENT[®]

The power is in our hands

BEKATHERM | PRODUCTS FOR EXTERNAL WALLS AND INSULATION



SAFE FROM THE OUTSIDE, WARM INSIDE

www.bekament.com

BEKATHERM

INSULATION PRODUCTS



Bekatherm EPS F

EPS boards of expanded polystyrene



Use: Bekatherm EPS F is a facade thermal insulation board made of expanded polystyrene without adding any additives in the production process in accordance with SRPS EN 13163. Intended for installation in contact thermal insulation facade systems (ETICS), Bekatherm EPS F is a thermal insulation layer within the ETA certified Bekatherm Standard thermal insulation facade system. Depending on mechanical, safety and thermal requirements it can be used as a thermal insulation layer in sandwich panels, sandwich walls, for thermal insulation of interior walls, ceilings and roofs..

Installation: The product is installed in accordance with the instructions for installation of the contact thermal insulation facade system (ETICS), as well as the general rules for the execution of thermal insulation works in construction.

Panel dimensions: 1000 x 500 mm, thickness from 10 - 200 mm. Upon special request customer can make panels of other dimensions.

Packaging: Package wrapped with opaque PE foil with a volume of 0.17 - 0.25 m³ (depending on of the thickness of the packed plates).

Storage: Store in covered areas, separate from heat and flame sources. Do not expose to UV rays. Avoid contact with incompatible chemicals and materials (organic solvents, petroleum, etc.).



Excellent thermal insulation



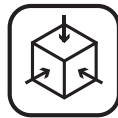
High energy savings



Durability



High workability



Shape and form stability

Bekatherm EPS Grafit

EPS expanded polystyrene boards with added graphite



Use: Bekatherm EPS Grafit is a facade thermal insulation board with improved performance compared to standard facade thermal insulation boards. It is characterized by lower thermal conductivity with increased mechanical strength. Thermal performance is improved by 20%. Bekatherm EPS Grafit are boards made of expanded polystyrene with the addition of graphite, according to the manufacturing process from SRPS EN 13163. It is intended for installation in contact thermal insulation facade systems (ETICS), and depending on mechanical, safety and thermal requirements it can be used as a thermal insulation layer in sandwich panels, sandwich walls, for thermal insulation of interior walls, ceilings and roofs. Bekatherm EPS Grafit is a thermal insulation layer within the Bekatherm Standard thermal insulation facade system.

Installation: The product is installed in accordance with the instructions for installation of the contact thermal insulation facade system (ETICS), as well as the general rules for the execution of thermal insulation works in construction.

Panel dimensions: 1000 x 500 mm, thickness from 20 - 200 mm. Upon special request customer can make panels of other dimensions.

Packaging: Package wrapped with opaque PE foil with a volume of 0.17 - 0.25 m³ (depending on of the thickness of the packed plates).

Storage: Store in covered areas, separate from heat and flame sources. Do not expose to UV rays. Avoid contact with incompatible chemicals and materials (organic solvents, petroleum, etc.).



Excellent thermal insulation



High energy savings



Durability



High workability



Shape and form stability



Bekatherm EPS Gold

EPS boards of expanded polystyrene



Use: Bekatherm EPS GOLD is a facade thermal insulation board with improved performance compared to standard facade thermal insulation boards. It is characterized by lower thermal conductivity with increased mechanical strength. Bekatherm EPS GOLD are boards made of expanded polystyrene without adding any additives in the manufacturing process in accordance with SRPS EN 13163. Intended for installation in contact thermal insulation facade systems (ETICS), Bekatherm EPS GOLD is a thermal insulation layer within the Bekatherm Standard thermal insulation facade system. Depending on mechanical, safety and thermal requirements, it can be used as a thermal insulation layer in sandwich panels, sandwich walls, for thermal insulation of interior walls, ceilings and roofs.

Installation: The product is installed in accordance with the instructions for installation of the contact thermal insulation facade system (ETICS), as well as the general rules for the execution of thermal insulation works in construction.

Panel dimensions: 1000 x 500 mm, thickness from 20 - 200 mm. Upon special request customer can make panels of other dimensions.

Packaging: Package wrapped with opaque PE foil with a volume of 0.17 - 0.25 m³ (depending on of the thickness of the packed plates).

Storage: Store in covered areas, separate from heat and flame sources. Do not expose to UV rays. Avoid contact with incompatible chemicals and materials (organic solvents, petroleum, etc.).



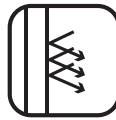
Excellent thermal insulation



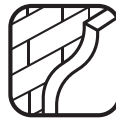
Thermal conductivity



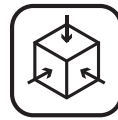
High energy savings



Durability



High workability



Shape and form stability



Bekatherm EPS 150

EPS boards of expanded polystyrene



Use: Bekatherm EPS 150 is a thermal insulation board made of expanded polystyrene without adding any additives in the production process in accordance with SRPS EN 13163. It is used in construction for thermal insulation of heavy loaded horizontal surfaces (heavy pedestrian load, smaller vehicles), in accordance with the mechanical characteristics of the product, as well as for thermal insulation of concrete elements of sloping roofs and flat roofs where a higher load is expected. Depending on mechanical, safety and thermal requirements it can be used as a thermal insulation layer in sandwich panels, sandwich walls, for thermal insulation of interior walls, ceilings and roofs.

Installation: Depending on the intended use and location in the structure, thermal insulation boards are installed by bonding, mechanical fastening or by free laying. When bonding, adhesives from the group intended for bonding EPS boards such as BK EPS Kleber Gun, BK-StirolFixBase, BK-StirolFix WDVS, BK-StirolFix 1, BK-StirolFix Special and BK-StirolFix White should be used, depending on the characteristics of the substrate and the conditions of use of the object. If the fastening is performed mechanically, the use of fasteners (special screws, dowels, etc.) manufactured for this purpose is necessary. Regardless of the choice of installation technique, the product is installed according to generally recognized technical rules.

Panel dimensions: 1000 x 500 mm, thickness from 20 - 200 mm. Upon special request customer can make panels of other dimensions.

Packaging: Package wrapped with opaque PE foil with a volume of 0.17 - 0.25 m³ (depending on of the thickness of the packed plates).

Storage: Store in covered areas, separate from heat and flame sources.

Do not expose to UV rays. Avoid contact with incompatible chemicals and materials (organic solvents, petroleum, etc.).



Excellent thermal insulation



High energy savings



Durability



High workability



Shape and form stability

Bekatherm EPS 120

EPS boards of expanded polystyrene



Use: Bekatherm EPS 120 is a thermal insulation board made of expanded polystyrene without adding any additives in the production process in accordance with SRPS EN 13163. It is used in construction for thermal insulation of medium-loaded horizontal surfaces (pedestrian load), in accordance with the mechanical characteristics of the product, as well as for thermal insulation of concrete elements of sloping and flat roofs, depending on mechanical, safety and thermal requirements it can be used as a thermal insulation layer in sandwich panels, sandwich walls, for thermal insulation of interior walls, ceilings and roofs.

Installation: Depending on the intended use and location in the structure, thermal insulation boards are installed by bonding, mechanical fastening or by free laying. When bonding, adhesives from the group intended for bonding EPS boards such as BK EPS Kleber Gun, BK-StirolFix Base, BK-StirolFix WDVS, BK-StirolFix 1, BK-StirolFix Special and BK-StirolFix White should be used, depending on the characteristics of the substrate and the conditions of use of the object. If the fastening is performed mechanically, the use of fasteners (special screws, dowels, etc.) manufactured for this purpose is necessary. Regardless of the choice of installation technique, the product is installed according to generally recognized technical rules.

Panel dimensions: 1000 x 500 mm, thickness from 20 - 200 mm. Upon special request customer can make panels of other dimensions.

Packaging: Package wrapped with opaque PE foil with a volume of 0.17 - 0.25 m³ (depending on of the thickness of the packed plates).

Storage: Store in covered areas, separate from heat and flame sources.

Do not expose to UV rays. Avoid contact with incompatible chemicals and materials (organic solvents, petroleum, etc.).



Excellent thermal insulation



High energy savings



Durability



High workability



Shape and form stability

Bekatherm EPS 100

EPS boards of expanded polystyrene

Use: Bekatherm EPS 100 is a thermal insulation board made of expanded polystyrene without adding any additives in the production process in accordance with SRPS EN 13163. It is used in construction for thermal insulation of horizontal surfaces with lower load (lower pedestrian load), in accordance with the mechanical characteristics of the product, as well as for thermal insulation of concrete elements of sloping roofs, depending on mechanical, safety and thermal requirements it can be used as a thermal insulation layer in sandwich panels, sandwich walls, for thermal insulation of interior walls, ceilings and roofs.

Installation: Depending on the intended use and location in the structure, thermal insulation boards are installed by bonding, mechanical fastening or by free laying. When bonding, adhesives from the group intended for bonding EPS boards such as BK EPS Kleber Gun, BK-StirolFix Base, BK-StirolFix WDVS, BK-StirolFix 1, BK-StirolFix Special and BK-StirolFix White should be used, depending on the characteristics of the substrate and the conditions of use of the object. If the fastening is performed mechanically, the use of fasteners (special screws, dowels, etc.) manufactured for this purpose is necessary. Regardless of the choice of installation technique, the product is installed according to generally recognized technical rules.

Panel dimensions: 1000 x 500 mm, thickness from 20 - 200 mm. Upon special request customer can make panels of other dimensions.

Packaging: Package wrapped with opaque PE foil with a volume of 0.17 - 0.25 m³ (depending on of the thickness of the packed plates).

Storage: Store in covered areas, separate from heat and flame sources. Do not expose to UV rays. Avoid contact with incompatible chemicals and materials (organic solvents, petroleum, etc.).



Excellent thermal insulation



High energy savings



Durability



High workability



Shape and form stability

Bekatherm EPS 30

EPS boards of expanded polystyrene

Use: Bekatherm EPS 30 is a thermal insulation board made of expanded polystyrene without adding any additives in the production process in accordance with SRPS EN 13163. It is used in construction for thermal insulation purposes in areas with low thermal insulation requirements as well as low mechanical properties requirements. Its best application is as a fill in partition walls where there is a partial requirement for soundproofing. It is used in accordance with the declared thermal and mechanical properties

Installation: Depending on the intended use and location in the structure, thermal insulation boards are installed by bonding, mechanical fastening or by free laying. When bonding, adhesives from the group intended for bonding EPS boards such as BK EPS Kleber Gun, BK-StirolFix Base, BK-StirolFix WDVS, BK-StirolFix 1, BK-StirolFix Special and BK-StirolFix White should be used, depending on the characteristics of the substrate and the conditions of use of the object. If the fastening is performed mechanically, the use of fasteners (special screws, dowels, etc.) manufactured for this purpose is necessary. Regardless of the choice of installation technique, the product is installed according to generally recognized technical rules

Panel dimensions: 1000 x 500 mm, thickness from 20 - 200 mm. Upon special request customer can make panels of other dimensions.

Packaging: Package wrapped with opaque PE foil with a volume of 0.17 - 0.25 m³ (depending on of the thickness of the packed plates).

Storage: Store in covered areas, separate from heat and flame sources. Do not expose to UV rays. Avoid contact with incompatible chemicals and materials (organic solvents, petroleum, etc.).



Excellent thermal insulation



High energy savings



Durability



High workability



Shape and form stability

BK-Dur Extruded polystyrene boards

Use: BK-Dur, waffle is a thermal insulation board made of extruded polystyrene foam, ribbed surface structure, resistant to water (moisture) and high pressure loads. It is intended for insulation of new buildings and renovation of existing buildings.

Hard-pressed polystyrene foam boards with a closed-cell structure allow the building to "breathe". This is achieved by a special mixture and composition of cells in combination with the treated surface.

It is used for insulation of foundations, insulation of floors with high pressure load, perimeter insulation, insulation of flat roofs.

Installation: The product should be applied up to the recommended temperature. When exposed to a higher temperature than recommended, which is a maximum of 75C, the plates can soften, permanently deform, change dimensions, melt or become brittle and lose mechanical properties. The product can only be glued with adhesives based on cement, bitumen or plastic materials. The adhesive must not contain chemically soluble agents, which can react with the boards in a way that softens them, causes shrinkage and even dissolution, which can result in the loss of basic properties. The product is installed in accordance with the general rules for performing thermal insulation works in construction.

Panel dimensions: 1250 x 600 mm, thickness from 20 - 120 mm. Upon special request customer can make panels of other dimensions.

Packaging: Package wrapped with opaque PE foil with a volume of 0.17 - 0.25 m³ (depending on of the thickness of the packed plates).

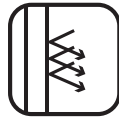
Storage: Store in covered areas, separate from heat and flame sources. Do not expose to UV rays. Avoid contact with incompatible chemicals and materials (organic solvents, petroleum, etc.).



Excellent thermal insulation



High energy savings



Durability



Resistance to high loads







BEKATHERM


THERMAL INSULATION FACADE SYSTEMS




BEKATHERM | PRODUCTS FOR EXTERNAL WALLS AND INSULATION

BEKATHERM thermal insulation facade systems provide:


- Interior space comfort;
- Savings on heating and cooling costs;
- Increasing the value of your home/property;
- Elimination of “cold bridges” in places where a concrete structure is placed in the brick wall, which prevents condensation from occurring in these places and, consequently, from the appearance of a mould.




BEKATHERM
Standard White



BEKATHERM
Standard Graphite



BEKATHERM
Prestige

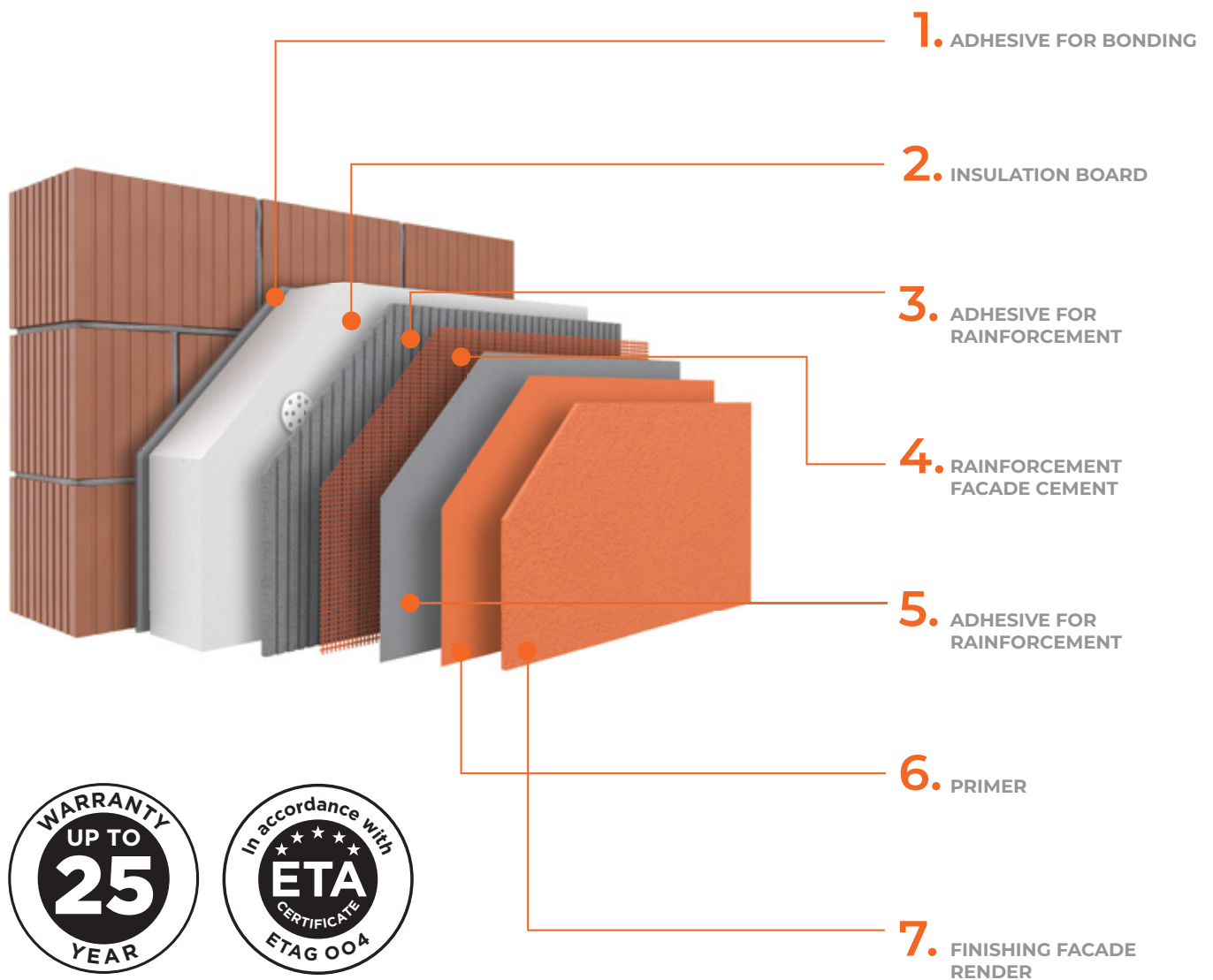


BEKATHERM
Plus

BEKATHERM Standard White

The BEKATHERM Standard White facade system consists of expanded polystyrene EPS (Styrofoam) insulation board, mineral adhesive for bonding insulation panels and glass (facade) mesh reinforcement, facade mesh, primer and plaster finish. The final appearance of the facade depends on the choice of the structure and the shade of the facade plaster.

- Best-selling facade system
- The most cost effective solution for thermal insulation
- Suitable for all substrates, old and new facilities
- A wide variety of shades of finishing facade plaster
- Resistance to UV radiation and atmospheric influences
- Quick and easy installation
- Exceptional workability
- All components for BEKATHERM Standard White facade systems with 20 and 25-year warranty are ETA certified



BEKATHERM

Standard White

COMPONENTS OF THE FACADE SYSTEM					
Layer	Purpose of Use	Product	Packing	UoM	Consumption per m ²
1.	ADHESIVE FOR BONDING	BK-STIROLFIX BASE Adhesive for bonding EPS boards	25	kg	5-6
		or BK-STIROLFIX WDVS Adhesive for bonding EPS and MW boards and for mesh reinforcement			5-6,5
		or BK-STIROLFIX I Flexible adhesive for bonding EPS, EPS G and MW boards and for mesh reinforcement			5-6,5
		or BK-STIROLFIX SPECIAL Highly flexible adhesive for bonding EPS, EPS G, XPS and MW boards and mesh reinforcement			5-6,5
2.	INSULATION BOARD	BEKATHERM EPS F Boards of expanded polystyrene	1	m ²	1,05
		or BEKATHERM EPS F GOLD Boards of expanded polystyrene			
3.	ADHESIVE FOR REINFORCEMENT	BK-STIROLFIX WDVS Adhesive for bonding EPS and MW boards and for mesh reinforcement	25	kg	5-6
		or BK-STIROLFIX I Flexible adhesive for bonding EPS, EPS G and MW boards and for mesh reinforcement			5-7
		or BK-STIROLFIX WHITE White flexible adhesive for mesh reinforcement			5-7
		or BK-STIROLFIX SPECIAL Highly flexible adhesive for bonding EPS, EPS G, XPS and MW boards and mesh reinforcement			5-7
4.	REINFORCEMENT/FACADE MESH	BEKATHERM MESH 145 Facade mesh or BEKATHERM MESH 160 Facade mesh	50	m ²	1,10
5.	ADHESIVE FOR REINFORCEMENT	BK-STIROLFIX WDVS Adhesive for bonding EPS and MW boards and for mesh reinforcement	25	kg	**
		or BK-STIROLFIX I Flexible adhesive for bonding EPS, EPS G and MW boards and for mesh reinforcement			
		or BK-STIROLFIX WHITE White flexible adhesive for mesh reinforcement			
		or BK-STIROLFIX SPECIAL Highly flexible adhesive for bonding EPS, EPS G, XPS and MW boards and mesh reinforcement			
6.	PRIMER	BK-GRUND UNIVERSAL Universal structural primer	8; 25	kg	0,20-0,25
		or BK-GRUND SILICAT Universal structural primer for silicate render and paints			
7.	FINISHING FACADE RENDER	BK-PLAST Facade render on acrylic basis	25	kg	2,3-3,3 ***
		or BK-SIL Si&Si Facade render on silicate-silicone basis			2,4-3,3 ***
		or BK-SIL Silicone-based facade render			2,3-3,2 ***

Detailed instructions can be found in the product data sheet.

* Depending on the adhesive chosen for bonding and the reinforcement of the finishing render, we provide a 10-, 20- or 25-year warranty for the facade system.

** The amount of reinforcement adhesive is expressed under point 3.

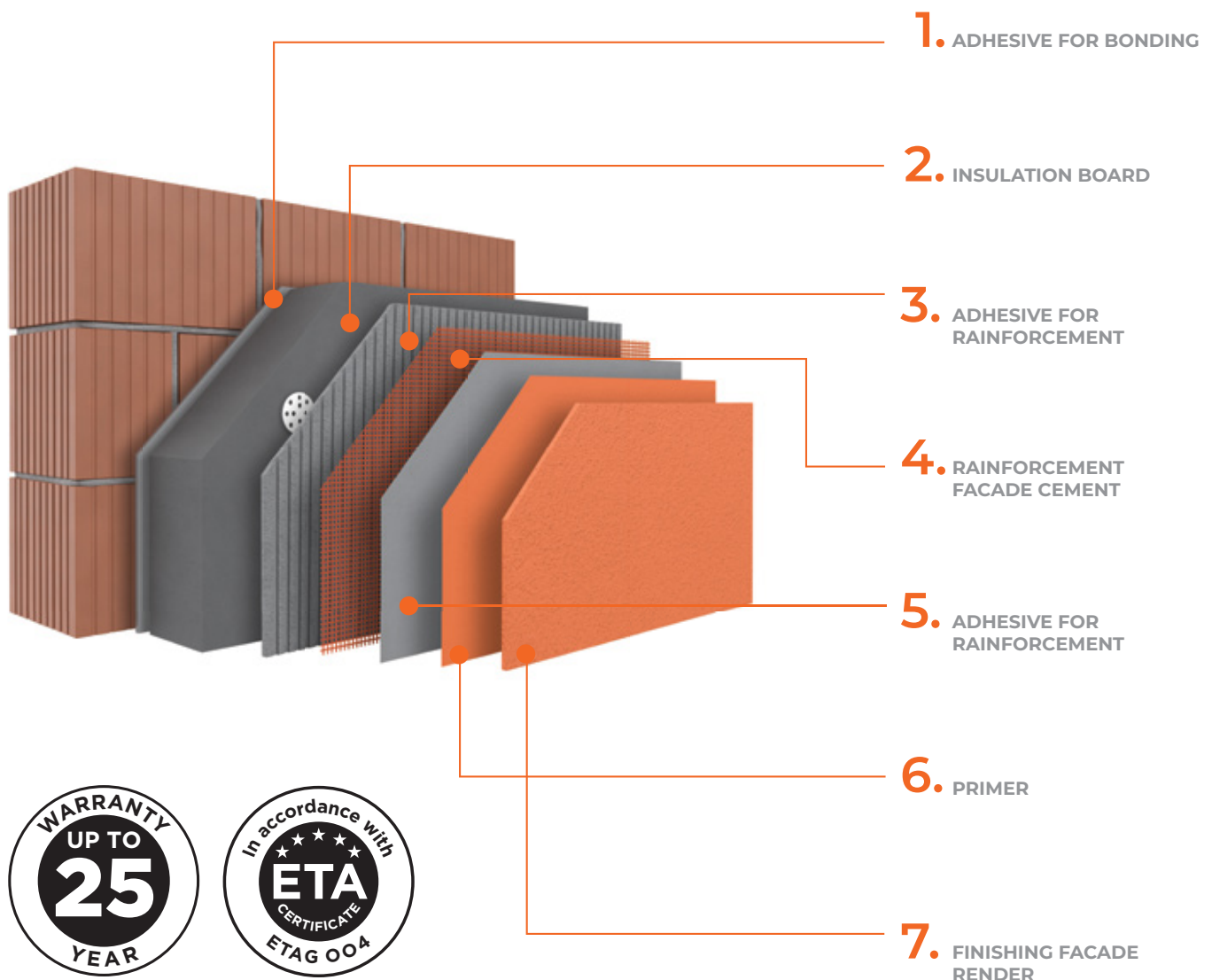
*** Depending on the granulation and structure of the facade plaster.

BEKATHERM

Standard Graphite

The BEKATHERM Standard Graphite facade system consists of expanded polystyrene insulation board enriched with graphite EPS (graphite polystyrene), mineral adhesive for bonding insulating panels and reinforcing glass (facade) mesh, facade mesh, primer and plaster finish. The final appearance of the facade depends on the choice of the structure and the shade of the facade plaster. Insulating boards made of graphite expanded polystyrene (graphite polystyrene) provide 20% better thermal insulation properties than thermal insulation boards with insulating boards made of white expanded polystyrene (polystyrene).

- 20% better thermal insulation performance compared to thermal insulation with white expanded polystyrene (polystyrene) insulation boards
- A wide variety of shades of finishing facade plaster
- Resistance to UV radiation and atmospheric influences
- Excellent water repellence
- All system components are ETA certified
- Exceptional workability
- Easy to install



BEKATHERM

Standard Graphite

COMPONENTS OF THE FACADE SYSTEM					
Layer	Purpose of Use	Product	Packing	UoM	Consumption per m ²
1.	ADHESIVE FOR BONDING	BK-STIROLFIX 1 Flexible adhesive for bonding EPS, EPS G and MW boards and for mesh reinforcement or BK-STIROLFIX SPECIAL Highly flexible adhesive for bonding EPS, EPS G, XPS and MW boards and mesh reinforcement	25	kg	5-6,5
2.	INSULATION BOARD	BEKATHERM EPS GRAFIT Boards of expanded polystyrene	1	m ²	1,05
3.	ADHESIVE FOR REINFORCEMENT	BK-STIROLFIX 1 Flexible adhesive for bonding EPS, EPS G and MW boards and for mesh reinforcement or BK-STIROLFIX WHITE White flexible adhesive for mesh reinforcement or BK-STIROLFIX SPECIAL Rendkívül Flexibile ragasztó az EPS, EPS G, XPE és MW lapok ragasztására és az üvegszövet háló beágyazására	25	kg	5-7
4.	REINFORCEMENT/FACADE MESH	BEKATHERM MESH 145 Facade mesh or BEKATHERM MESH 160 Facade mesh	50	m ²	1,10
5.	ADHESIVE FOR REINFORCEMENT	BK-STIROLFIX 1 Flexible adhesive for bonding EPS, EPS G and MW boards and for mesh reinforcement or BK-STIROLFIX WHITE White flexible adhesive for mesh reinforcement or BK-STIROLFIX SPECIAL Highly flexible adhesive for bonding EPS, EPS G, XPS and MW boards and mesh reinforcement	25	kg	**
6.	PRIMER	BK-GRUND UNIVERSAL Universal structural primer or BK-GRUND SILICAT Universal structural primer for silicate render and paints	8; 25	kg	0,20-0,25
7.	FINISHING FACADE RENDER	BK-PLAST Facade render on acrylic basis or BK-SIL Si&Si Facade render on silicate-silicone basis or BK-SIL Silicone-based facade render	25	kg	2,3-3,3 *** 2,4-3,3 *** 2,3-3,2 ***

Detailed instructions can be found in the product data sheet.

* Depending on the adhesive chosen for bonding and the reinforcement of the finishing render, we provide a 10-, 20- or 25-year warranty for the facade system.

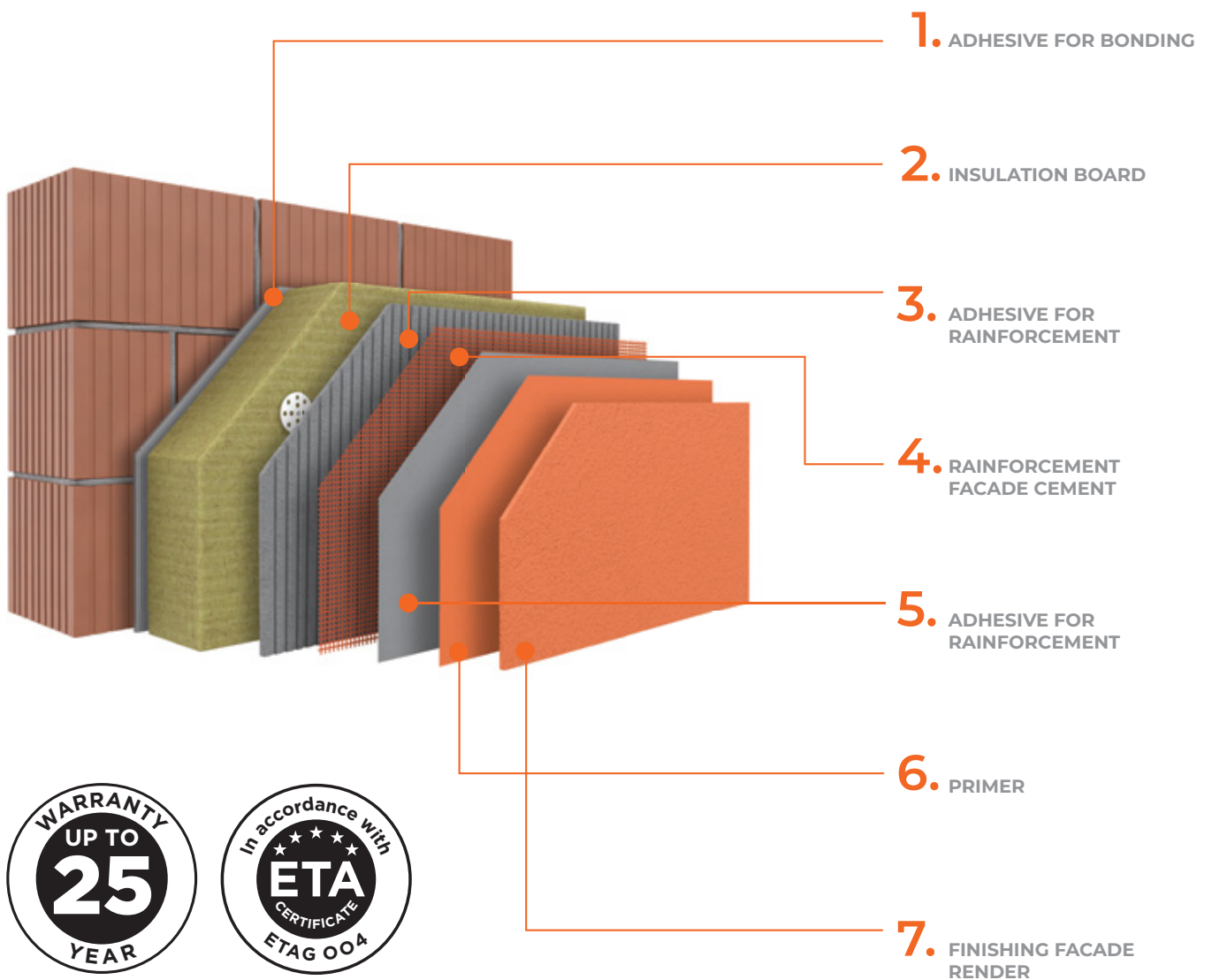
** The amount of reinforcement adhesive is expressed under point 3.

*** Depending on the granulation and structure of the facade plaster.

BEKATHERM Prestige

BEKATHERM Prestige facade system consists of insulation boards or lamella made of mineral (stone) wool, mineral adhesive for gluing insulating boards and reinforcing glass (facade) mesh, facade mesh, base coating (primer) and finishing facade plaster. The final appearance of the facade depends on the choice of the structure and the shade of the facade plaster. According to EN 13501-1, the BEKATHERM Prestige stone wool facade system belongs to class A2 which means that it is non-combustible.

- Non-combustible
- Excellent vapour permeability
- Excellent sound insulation
- Resistance to UV radiation and atmospheric influences
- All system components are ETA certified
- Exceptional workability
- Depending on the components used, a mineral composition is possible of the finishing layer



BEKATHERM

Prestige

COMPONENTS OF THE FACADE SYSTEM					
Layer	Purpose of Use	Product	Packing	UoM	Consumption per m ²
1.	ADHESIVE FOR BONDING	BK-STIROLFIX WDVS Adhesive for bonding EPS and MW boards and for mesh reinforcement or BK-STIROLFIX 1 Flexible adhesive for bonding EPS, EPS G and MW boards and for mesh reinforcement or BK-STIROLFIX SPECIAL Highly flexible adhesive for bonding EPS, EPS G, XPS and MW boards and mesh reinforcement	25	kg	5-6,5
2.	INSULATION BOARD	ROCK FACADE WOOL	1	m ²	1,05
3.	ADHESIVE FOR REINFORCEMENT	BK-STIROLFIX 1 Flexible adhesive for bonding EPS, EPS G and MW boards and for mesh reinforcement or BK-STIROLFIX WHITE White flexible adhesive for mesh reinforcement or BK-STIROLFIX SPECIAL Highly flexible adhesive for bonding EPS, EPS G, XPS and MW boards and mesh reinforcement	25	kg	5-7
4.	REINFORCEMENT/FACADE MESH	BEKATHERM MESH 160 Facade mesh	50	m ²	1,10
5.	ADHESIVE FOR REINFORCEMENT	BK-STIROLFIX 1 Flexible adhesive for bonding EPS, EPS G and MW boards and for mesh reinforcement or BK-STIROLFIX WHITE White flexible adhesive for mesh reinforcement or BK-STIROLFIX SPECIAL Highly flexible adhesive for bonding EPS, EPS G, XPS and MW boards and mesh reinforcement	25	kg	**
6.	PRIMER	BK-GRUND UNIVERSAL Universal structural primer or BK-GRUND SILICAT Universal structural primer for silicate render and paints	8; 25	kg	0,20-0,25
7.	FINISHING FACADE RENDER	BK-S PLAST Silicate-based facade render or BK-SIL Si&Si Facade render on silicate-silicone basis or BK-SIL Silicone-based facade render	25	kg	2,4-3,3 *** 2,4-3,3 *** 2,3-3,2 ***

Detailed instructions can be found in the product data sheet.

* Depending on the adhesive chosen for bonding and the reinforcement of the finishing render, we provide a 10-, 20- or 25-year warranty for the facade system.

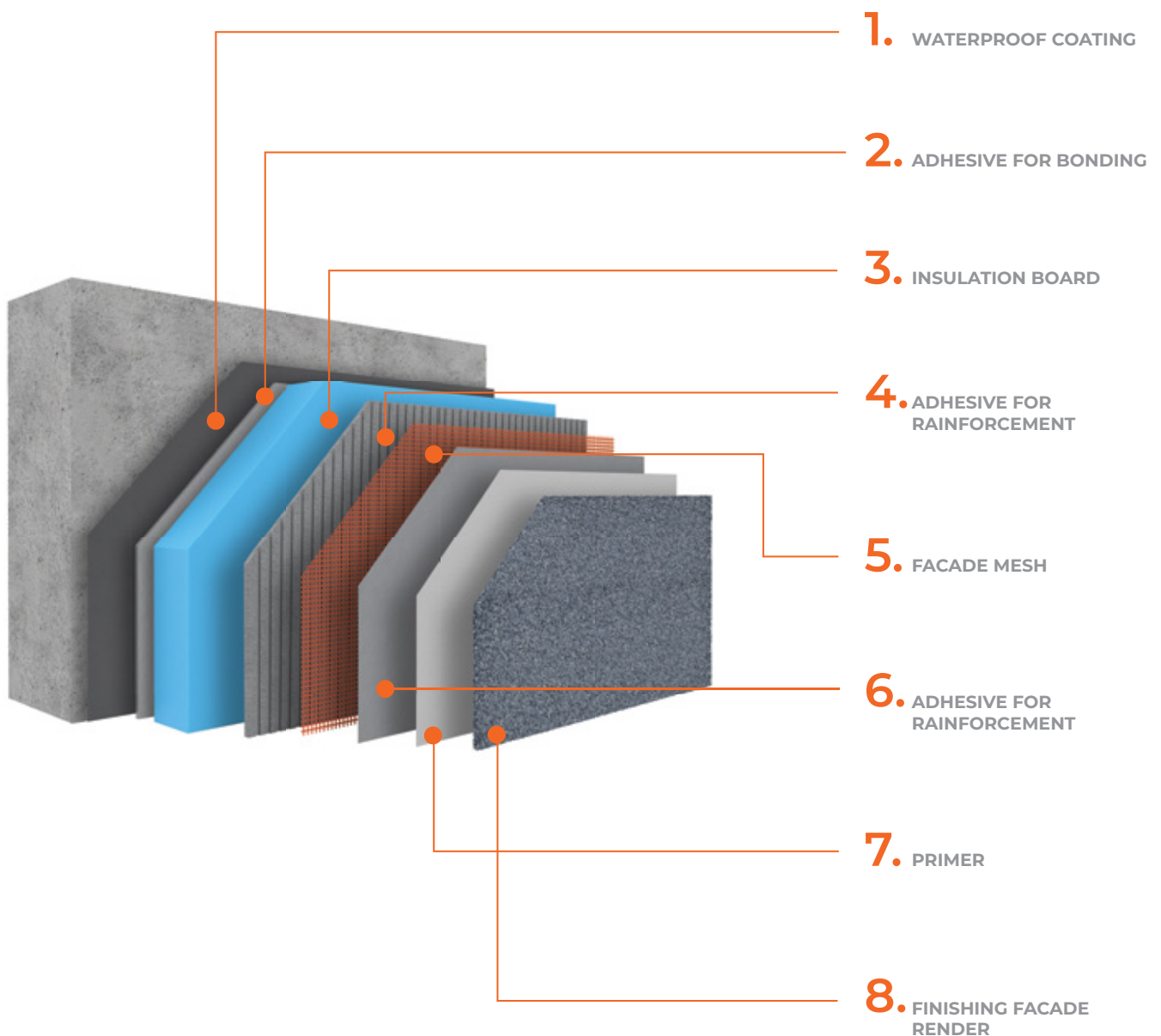
** The amount of reinforcement adhesive is expressed under point 3.

*** Depending on the granulation and structure of the facade plaster.

BEKATHERM Plus

The BEKATHERM Plus system for skirting consists of insulation boards made of extruded polystyrene (polystyrene), mineral adhesive for gluing insulation panels and reinforcing glass (facade) mesh, facade mesh, primer (grund) and mosaic finishing.

- Resistant to mechanical shock
- Exceptional water repellence
- Resistance to UV radiation and atmospheric influences
- Can be washed with water



BEKATHERM Plus

COMPONENTS OF THE FACADE SYSTEM					
Layer	Purpose of Use	Product	Packing	UoM	Consumption per m ²
1.	WATERPROOF COATING	BK-HIDROSTOP 2 - HYDRO category Two-component waterproof coating	20+5	kg	1,5***
2.	ADHESIVE FOR BONDING	BK-STIROLFIX SPECIAL Highly flexible adhesive for bonding EPS, EPS G, XPS and MW boards and mesh reinforcement	25	kg	5-6,5
3.	INSULATION BOARD	BK-DUR XPS Boards of extruded polystyrene	1	m ²	1,05
4.	ADHESIVE FOR REINFORCEMENT	BK-STIROLFIX SPECIAL Highly flexible adhesive for bonding EPS, EPS G, XPS and MW boards and mesh reinforcement	25	kg	5-7
5.	REINFORCEMENT/FACADE MESH	BEKATHERM MESH 160 Facade mesh	50	m ²	1,10
6.	ADHESIVE FOR REINFORCEMENT	BK-STIROLFIX SPECIAL Highly flexible adhesive for bonding EPS, EPS G, XPS and MW boards and mesh reinforcement	25	kg	**
7.	PRIMER	BK-GRUND UNIVERSAL **** Universal structural primer	8; 25	kg	0,20-0,25
8.	FINISHING FACADE RENDER	BK-KUL Mosaic facade render	25	kg	5

Detailed instructions can be found in the product data sheet.

* Depending on the adhesive chosen for bonding and the reinforcement of the finishing render, we provide a 10-, 20- or 25-year warranty for the facade system.

** The amount of reinforcement adhesive is expressed under point 3.

*** Depending on the granulation and structure of the facade plaster.

**** Before applying the BK-Grund Universal primer, apply a layer of BK-Penetrat primer.



BEKAMENT[®]

The power is in our hands

INTERIOR | PRODUCTS FOR
INTERNAL WALLS



IRREPLACEABLE ON THE WALL, INSPIRING LIFE

www.bekament.com

PRIMER

LEVELLING COMPOUND

INTERIOR PAINT

INTERIOR DECORATIVE
RENDER

TINTING AGENT

PRODUCT FOR GYPSUM
CARDBOARD PANELS

INTERIOR

PRODUCTS FOR INTERNAL WALLS

BK-Podloga Primer for interior walls



Use: Concentrated emulsion designed to improve adhesion, uniformity and fixation of mineral and other substrates, prior to application of interior paints, as well as for the coating of highly absorbent substrates. It is used as a primer before the application of the skimming compound and in the preparation of gypsum cardboards, cement-fiber boards and mineral surfaces for further processing.

Preparation and application: Before use, BK-Podloga must be diluted with water in ratio BK-Podloga: water = 1: 9. The same dilution ratio is also used when preparing the surface for leveling. The primer is usually applied with a long-hair roller or by spraying in one layer (in the case of very dry absorbent substrates it is possible to apply the primer twice). The drying time before applying the paint should be at least 12 hours. See product datasheet for more detailed instructions.

Consumption: Approximately 0,02-0,03 l/m² depending on the absorbency and use.

Shelf life and storage: 12 months in original sealed packing. Store at temperatures from +5°C to +25°C, protected from direct sunlight and frost.

Package: 1; 3; 5 l



Before smoothing and painting



For highly absorbent substrates



Concentrated emulsion

BK-Podloga 1:3 Primer for interior walls



Use: Concentrated emulsion designed to improve adhesion, uniformity and fixation of mineral and other substrates, prior to application of interior paints, as well as for the coating of highly absorbent substrates.

Preparation and application: If used as a primer prior to application of interior dispersion paints and preparation of surface for leveling, the ratio is BK-Podloga: water=1: 3, while before laying the ceramic tiles on old, weak and unevenly absorbent substrates, the ratio is BK-Podloga: water=1: 1. The primer is usually applied with a long-hair roller or by spraying in one layer (in the case of very dry absorbent substrates it is possible to apply the primer twice at an interval of 2-3 hours). The drying time before applying the paint should be at least 12 hours. See product datasheet for more detailed instructions.

Consumption: Approximately 0,05-0,100 l/m², depending on the absorbency and use.

Shelf life and storage: 12 months in original sealed packing. Store at temperatures from +5°C to +25°C, protected from direct sunlight and frost.

Package: 1 l



Before smoothing and painting



For highly absorbent substrates



Concentrated emulsion

BK-Stain Blocker

Stain blocking primer



Use: BK-Stain Blocker is a water-based acrylic primer used before applying dispersion paints for exterior and interior use. It is intended for blocking stains from nicotine, soot, grease, oil and other stains (markers, ballpoint pen, coffee, wine, etc.), thus improving the adhesion and uniformity of subsequent layers of paint.

Preparation and application: The surface to which it is applied must be dry and free of loose parts.

Mix well and dilute with 8-10% of water (60-75 ml of water) before using BK-Stain Blocker. BK-Stain Blocker is applied with a short-hair coat in two coats. The drying time between coats is 4 h in normal conditions (23°C and 50-60% RH). The subsequent coats can be applied over thus applied primer after min. 24 h of drying.

Application temperature: From +5°C to +30°C.

Consumption: 0,090-0,130 l/m²

Shelf life and storage: 18 months in original sealed packing. Store at temperatures from +5°C to +25°C, protected from direct sunlight and frost.

Package: 750 ml



Indoor/
Outdoor use



100% acrylic
coating



Excellent ability
to block stains



Excellent
coverage



BK-GletEx Acryl Acrylic-based interior wall leveling compound



Use: Ready-to-use skimming compound for machine and manual thin-layered leveling of interior walls.

Preparation and application: The substrate to which it is applied must be solid, clean and dry and, with highly absorbent substrates, impregnated with BK Ultra Prime or BK-Nivelator. The product is applied with a steel trowel, usually in two layers with a total thickness of up to 3 mm. After machine application, manual leveling of the surface with a trowel is performed in order to remove excess material. The second layer is applied after complete drying of the first one, and after each layer the possible folds should be processed with appropriate sandpaper, with grain size 180-240 depending on the technique and purpose. See product datasheet for more detailed instructions.

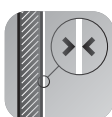
Consumption: Approximately 1,5-2 kg/m².

Shelf life and storage: Up to 12 months in original sealed packing. Store at temperatures from +5°C to +25°C, protected from direct sunlight and frost.

Package: 3; 8; 25 kg



Excellent workability



Thin, fine structure



High yield



Good vapor permeability

BK-GletEx Nivelex Internal wall leveling compound



Use: Finished trowel for machine and manual thin-layer leveling of interior walls. Suitable for surface preparation for painting with dispersion paints such as BK Pol, BK Pol Protect or BK Gold, as well as in the case of painting in deep tones. It can also be used as a finishing hand when smoothing with mineral-based smoothing compounds.

Preparation and application: The substrate on which it is applied must be solid, clean and dry and, in the case of highly absorbent substrates, impregnated with BK-Ultra Prime or BK-Nivelator. The mass is applied with a steel trowel, usually in two layers with a total thickness of up to 3 mm. After machine application, the surface is manually smoothed with a trowel in order to remove excess material. The second layer is applied after complete drying of the first, and after each layer, any wrinkles should be treated with suitable sandpaper, fineness 180-240, depending on the technique and purpose. See product data sheet for more detailed instructions.

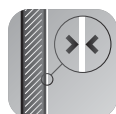
Consumption: Approximately 1,5-2 kg/m².

Shelf life and storage: Up to 12 months in original packing. Store at +5°C to +25°C, protected from sunlight and freezing. Production date stamped on the packaging.

Package: 25 kg



Excellent workability



Thin, fine structure



High yield



Excellent workability



High crack resistant



High yield



High vapor permeability

BK-GletEx Premium

Thick-layered compound for interior walls leveling

Use: Lime based skimming compound for leveling out interior walls. Due to the possibility of thicker application, BK-GletEx Premium is particularly suitable for leveling rough walls with cement-lime, lime and gypsum-lime mortars, as well as for leveling concrete and gypsum cardboard walls.

Preparation and application: The substrate to which BK-GletEx Premium is applied, must be solid, clean and dry, without loosely bonded parts, grease stains, etc. In case of application to high-quality mineral surfaces as well as to well-set dispersion paints, it is necessary to previously apply BK-Ultra Prime primer, in order to achieve better adhesion of the skim coat. In case of highly absorbent surfaces, impregnation with BK-Nivelator can be performed. In case of peeled off, worn and/or dusty surfaces, all loosely bonded layers must be removed and then impregnated with BK-Penetrat. The preparation of the compound is done by adding the powder in about 40% of water (10 l of water for 25 kg of product) to achieve a homogeneous mixture, without lumps. Allow the mixture to rest for 10 minutes and stir once more before application. The compound is usually applied in two layers, by hand, with a metal trowel, with a total thickness of up to 6 mm. The second layer is applied after complete drying of the first one, and after each layer the possible folds should be processed with sandpaper, with grain size 180-240 depending on the technique and purpose. See product datasheet for more detailed instructions.

Consumption: Approximately 1-1,5 kg/m².

Shelf life and storage: 12 months in original packaging in dry room on pallets.

Package: 25 kg



Excellent workability



Thin, fine structure



High yield



High vapor permeability

BK-GletEx

Interior walls leveling compound

Use: Powdery lime based skim compound for thin-layered leveling of interior walls. Used for manual application up to a maximum thickness of 4 mm.

Preparation and application: The substrate to which BK-GletEx is applied, must be solid, clean and dry, without loosely bonded parts, grease stains, etc. In case of application to high-quality mineral surfaces as well as to well-set dispersion paints, it is necessary to previously apply BK-Ultra Prime primer, in order to achieve better adhesion of the skim coat. In case of highly absorbent surfaces, impregnation with BK-Nivelator can be performed. In case of peeled off, worn and/or dusty surfaces, all loosely bonded layers must be removed and then impregnated with BK-Penetrat. The preparation of the compound is done by adding the powder in about 36% of water (1.8 l of water for 5 kg of product; 9 l of water for 25 kg of product) to achieve a homogeneous mixture, without lumps. Allow the mixture to rest for 10 minutes and stir once more before application. The compound is usually applied in two layers, by hand, with a metal trowel, with a total thickness of up to 4 mm. The second layer is applied after complete drying of the first one, and after each layer the possible folds should be processed with sandpaper, with grain size 180-240 depending on the technique and purpose. See product datasheet for more detailed instructions.

Consumption: Approximately 1-1,5 kg/m².

Shelf life and storage: 12 months in original packaging in dry room on pallets.

Package: 5; 25 kg



Excellent workability



Thin, fine structure



High yield



High vapor permeability

BK-GletEx Universal

Skimming compound for machine and manual leveling of interior walls

Use: Skimming compound for thin-layered leveling of interior walls. Used for manual and machine application up to a maximum thickness of 3 mm.

Preparation and application: The substrate to which BK-GletEx Universal is applied, must be solid, clean and dry, without loosely bonded parts, grease stains, etc. In case of application to high-quality mineral surfaces as well as to well-set dispersion paints, it is necessary to previously apply BK-Ultra Prime primer, in order to achieve better adhesion of the skim coat. In case of highly absorbent surfaces, impregnation with BK-Nivelator can be performed. In case of peeled off, worn and/or dusty surfaces, all loosely bonded layers must be removed and then impregnated with BK-Penetrat. The preparation of the compound is done by adding the powder in about 37% of water (9.0-9.5l of water for 25 kg of product) to achieve a homogeneous mixture, without lumps. Allow the compound to rest for at least 10 minutes, before stirring once more, and if necessary add water to adjust the consistency. The compound is usually applied in two layers, mechanically or by hand, with a total thickness of up to 3 mm. The second layer is applied after complete drying of the first one, and after each layer the possible folds should be processed with sandpaper, with grain size 180-240 depending on the technique and purpose. See product datasheet for more detailed instructions.

Consumption: Approximately 1-1,5 kg/m² depending on roughness of the surface.

Shelf life and storage: 12 months in original packaging in dry room on pallets.

Package: 25 kg





BK-Pol

Dispersion paint for interior walls



Use: Dispersion paint based on high quality polymer emulsion, intended for indoor use. It provides excellent coverage and vapor permeability, resistant to dry wiping. It can be tinted in over 800 shades.

Preparation and application: Before use, it is necessary to mix the mass and homogenize the contents from the different batches and/or packs. After that, the paint should be diluted by adding water up to 35% for the first layer (0.35 l for a 1 l pack; 1.05 l for a 3 l pack; 1.75 l for a 5 l pack; 3.5 l for a 10 l pack; 5.25 l for a 15 l pack), while the second layer can be diluted up to 25% (0.25 l for a 1 l pack; 0.75 l for a 3 l pack; 1.25 l for a 5 l pack; 2.5 l for a 10 l pack; 3.75 l for a 15 l pack). The surface to which paint is applied must be solid, clean and dry, without poorly bonded parts, free of oil stains and coated with BK-Podloga. The application is usually performed with a short-hair roller in two coats. The second coat is applied after partial drying of the first coat. See product datasheet for more detailed instructions.

Consumption: About 0,12-0,18 l/m² for two-layer coating.

Shelf life and storage: 18 months in original sealed packing. Store at temperatures from +5°C to +25°C, protected from direct sunlight and frost.

Package: 1; 3; 5; 10; 15 l



High yield



Wide range of pastel shades



Eco friendly



BK-Gold

High-coverage dispersion for interior walls



Use: Interior paint made on the basis of high quality acrylic emulsion, suitable for residential and commercial areas. Resistant to wet wiping, it provides excellent coverage, good vapor permeability and exceptional whiteness. It can be tinted in over 3600 shades.

Preparation and application: The surface to which it is applied must be solid, clean, dry and impregnated with BK-Podloga. The preparation of the paint is performed by adding 5-10 % of water (0.05-0.15 l of water for 1 l of product; 0.15-0.45 l of water for 3 l of product; 0.25-0.75 l of water for 5 l of product; 0.5-1.5 l of water for 10 l of product; 0.75-1.5 l of water for 15 l of product), with good stirring until complete homogenization. The application is usually performed with a short-hair roller in two coats. The second coat is applied after partial drying of the first coat. See product datasheet for more detailed instructions.

Consumption: About 0,12-0,13 l/m² for two-layer coating.

Shelf life and storage: 18 months in original sealed packing. Store at temperatures from +5°C to +25°C, protected from direct sunlight and frost.

Package: 1; 3; 5; 10; 15 l



Excellent coverage



Wide range of shades



Good vapor permeability



Eco friendly



BK-Crystal

High-coverage water-washable dispersion for interior walls



Use: Water-washable interior paint made on the basis of high quality acrylic emulsion, suitable for residential and commercial areas exposed to soiling. It provides excellent coverage, good vapor permeability and exceptional whiteness. It can be tinted in over 3600 shades.

Preparation and application: The surface to which it is applied must be solid, clean, dry and impregnated with BK-Podloga. The preparation of the paint is performed by adding 5-10 % of water (0.05-0.1 l of water for 1 l of product; 0.15-0.30 l of water for 3 l of product; 0.25-0.50 l of water for 5 l of product; 0.5-1.0 l of water for 10 l of product; 0.75-1.5 l of water for 15 l of product) with good stirring until complete homogenization. The application is usually performed with a short-hair roller in two coats. The second coat is applied after partial drying of the first coat. See product datasheet for more detailed instructions.

Consumption: 0,110-0,120 l/m² for two-layer coating.

Shelf life and storage: 18 months in original sealed packing. Store at temperatures from +5°C to +25°C, protected from direct sunlight and frost.

Package: 1; 3; 5; 10; 15 l



Excellent coverage

Wide range of shades

Good vapor permeability



Wet scrub resistant



Eco friendly



BK Delux SEMI MATT

High quality acrylic water washable dispersion for interior walls



Use: Water washable, high white dispersion paint made on the basis of high quality acrylic dispersion, intended for indoor use. It is produced in different levels of gloss: semi-matt and matt. It has excellent resistance to abrasion, spillage and covering power. It can be cleaned with water, universal cleaning agent and disinfectants. It is applicable for decorative protection of interior wall and ceiling surfaces in residential, business and public buildings, as well as where there is a need for occasional cleaning of wall surfaces. It is classified as ecological wall paints that are not harmful to human health and the environment, it does not contain organic solvents. It can be tinted in over 3600 shades.

Preparation and application: The surface on which the paint is applied must be solid, clean, dry and impregnated with BK-Podloga. The preparation of the paint is done by adding about 5-10% of water (0,05-0,1 l of water for 1 l of product; 0,125-0,25 l of water for 2.5 l of product; 0,25-0,5 l of water for 5 l of product; 0.5-1 l of water for 10 l of product), with good mixing until complete homogenization. Application is usually done with a short-haired roller and, if necessary, by brush or spray, usually in two layers. The application of the second layer is done after complete drying of the first layer, which under normal conditions (T=+23-25°C, relative humidity = 50-60%) requires 4-6 h. Subsequent color corrections during installation (additional dilution, addition of pigment, etc.) are not allowed. See product data sheet for more detailed instructions.

Consumption: 0,090-0,105 l/m² for two-layer coating.

Shelf life and storage: 18 months in original sealed packing. Store at temperatures from +5°C to +25°C, protected from direct sunlight and frost.

Package: 1; 2.5; 5; 10 l



Excellent coverage

Wide range of shades

Wet scrub resistant Class 1



Eco Friendly



Latex paint Premium Quality





BK Delux MATT

High quality acrylic water washable dispersion for interior walls



Excellent coverage

Wide range of shades

Wet scrub resistant Class 1



Eco Friendly



Latex paint Premium Quality

Use: Water washable, high white dispersion paint made on the basis of high quality acrylic dispersion, intended for indoor use. It is produced in different levels of gloss: semi-matt and matt. It has excellent resistance to abrasion, spillage and covering power. It can be cleaned with water, universal cleaning agent and disinfectants. It is applicable for decorative protection of interior wall and ceiling surfaces in residential, business and public buildings, as well as where there is a need for occasional cleaning of wall surfaces. It is classified as ecological wall paints that are not harmful to human health and the environment, it does not contain organic solvents. It can be tinted in over 3600 shades.

Preparation and application: The surface on which the paint is applied must be solid, clean, dry and impregnated with BK-Podloga. The preparation of the paint is done by adding about 5-10% of water (0.05-0.1 l of water for 1 l of product; 0.125-0.25 l of water for 2.5 l of product; 0.25-0.5 l of water for 5 l of product; 0.5-1 l of water for 10 l of product), with good mixing until complete homogenization. Application is usually done with a short-haired roller and, if necessary, by brush or spray, usually in two layers. The application of the second layer is done after complete drying of the first layer, which under normal conditions (T=+23-25°C, relative humidity = 50-60%) requires 4-6 h. Subsequent color corrections during installation (additional dilution, addition of pigment, etc.) are not allowed. See product data sheet for more detailed instructions.

Consumption: 0,090-0,105 l/m² for two-layer coating.

Shelf life and storage: 18 months in original sealed packing. Store at temperatures from +5°C to +25°C, protected from direct sunlight and frost.

Package: 1; 2.5; 5; 10 l



BK-Pol Protect

Dispersion for interior walls resistant to mold



Indoor use

For wet rooms

Mould and algae resistant

Use: Polymer-emulsion-based dispersion paint with an effective mold protection, intended for indoor use provides excellent coverage and vapor permeability. It is recommended for the protection of walls in rooms with high relative humidity and where micro-organisms develop due to condensation. Possible to tint in more than 800 shades.

Preparation and application: The surface to which paint is applied must be solid, clean and dry, with no loose parts, free of oil stains and similar. In case of painting the surfaces infected with mold, it is necessary to perform disinfection with BK-Sanicid or BK-SaniCid Express. Before application be sure to mix thoroughly to achieve homogenization of material and then dilute the paint with 15-20% of water (0.45-0.6 l of water for 3 l of product; 0.75-1.0 l of water for 5 l of product; 1.5-2.0 l of water for 10 l of product). Application is performed using a short-hair roller in two layers. The second layer is applied after complete drying of the first.

Application temperature: The air and substrate temperatures during installation should be in the range from +5 °C to +30 °C.

Consumption: About 0,12-0,13 l/ m² for two coats.

Shelf life and storage: 18 months. Store at temperatures from +5°C to +25°C, protected from direct sunlight and frost.

Package: 3; 5; 10 l



Good vapor permeability



Wide range of pastel shades

BK-IN Plast

Decorative render for interior walls on acrylic base

Use: High quality acrylic decorative render in the form of paste, of high strength, water repellency and outstanding workability for indoor use.

Preparation and application: The substrate to which the render is applied must be solid, clean, dry and coated with BK-Acryl primer. Mix BK-IN Plast before application and if necessary dilute with a small amount of water (1-2 %, 0.25-0.5l). The render is applied with a steel trowel with thickness of the largest grain. Depending on the desired structure, the render is then processed with a plastic trowel, namely: Full structure - structured in a circular pattern immediately after application; Reib structure - after application scratch by circular motions until the desired structure is achieved. It is necessary to work evenly and without interruption on continuous wall surfaces. Possible to tint in accordance with Bekament color charts. It is necessary to equalize the material required for the continuous wall surface by mixing the contents of multiple bins. See product datasheet for more detailed instructions.

Application temperature: From +5°C to +30°C. High humidity and low temperatures can significantly extend the render bonding time.

Shelf life and storage: 18 months in original sealed packing. Store at temperatures from +5°C to +25°C, protected from direct sunlight and frost.

Package: 25 kg



Indoor use



Excellent workability



Good vapor permeability



High strengt



Good adhesion to the substrate

PRODUCT / GRANULATION Grain size mm	SCRATCHED structure Approx. consumption kg/m ²	Full (kratz) structure Approx. consumption kg/m ²
Especially fine grain 1,0	/	2,3
Fine grain 1,5	2,4	2,8
Medium fine grain 2,0	2,7	3,3

BK-IN Kul

Mosaic render for interior walls

Use: Decorative mosaic render with multi-colored grains, for finishing interior wall surfaces, corridors, pillars and details to be particularly emphasized. The render can be applied to fine cement mortars, flat concrete surfaces, fiber-cement and gypsum cardboards, etc. The product is not suitable for use on fresh gypsum renders and wet surfaces. It provides exceptional strength and water repellency. Granulation (grain size): 1.0 mm.

Preparation and application: The substrate to which render is applied must be solid, clean, dry, without loose parts, greasy stains, etc. Prior to application, the substrate must be coated with BK-Acryl or BK-Grund Universal primer, tinted in an approximate shade of the final plaster. The drying time of the substrate before applying the mortar is min. 12 h. Stir the BK-In Kul before application to make the compound foamy and if necessary dilute with a small amount of water (up to 1%, 0.25 l). Mix the material by pouring it from one to another bin, manually or by electric stirrer at low speed. The render is applied with a steel trowel from the bottom upwards in layer thickness 50% larger then grain size of 2-2.5 mm. The applied layer should be well aligned to eliminate visible gaps between marble grains. It is necessary to work evenly and without interruption on continuous wall surfaces. See product datasheet for more detailed instructions.

Application temperature: From +5°C to +30°C. High humidity and low temperatures can significantly extend the render bonding time.

Consumption: Approximately 3 kg/m².

Shelf life and storage: 18 months in original sealed packing. Store at temperatures from +5°C to +25°C, protected from direct sunlight and frost.

Package: 25 kg



Excellent workability



High vapor permeability



High strength



Mould and algae resistant

BK-IN Kul Brilliant

Mosaic render with glittering details for interior walls



Excellent workability



High vapor permeability



High strength



Good adhesion



Glittering details

Use: Decorative mosaic render with multi-colored grains with glossy additives, for finishing interior wall surfaces, corridors, pillars and details to be particularly emphasized. The render can be applied to fine cement mortars, flat concrete surfaces, fiber-cement and gypsum cardboards, etc. The product is not suitable for use on fresh gypsum renders and wet surfaces. It provides exceptional strength and water repellency. Granulation (grain size): 1.0 mm.

Preparation and application: The substrate to which render is applied must be solid, clean, dry and without loose parts, greasy stains and etc. Prior to application, the substrate must be coated with BK-Acryl or BK-Grund Universal primer, tinted in an approximate shade of the final plaster. The drying time of the substrate before applying the mortar is min. 12 h. Stir the BK-In Kul Brilliant before application to make the compound foamy and if necessary dilute with a small amount of water (up to 1%, 0.25 l). Mix the material by pouring it from one to another bin, manually or by electric stirrer at low speed. The render is applied with a steel trowel from the bottom upwards in layer thickness 50% larger than grain size of 2-2.5 mm. The applied layer should be well aligned to eliminate visible gaps between marble grains. It is necessary to work evenly and without interruption on continuous wall surfaces. See product datasheet for more detailed instructions.

Application temperature: From +5°C to +30°C. High humidity and low temperatures can significantly extend the render bonding time.

Consumption: Approximately 3 kg/m².

Shelf life and storage: 18 months in original sealed packing. Store at temperatures from +5°C to +25°C, protected from direct sunlight and frost.

Package: 25 kg

BK-Briv Universal

Decorative mineral render for interior walls



Excellent workability



Good vapor permeability



High strength



Mould and algae resistant

Use: Precious mineral thin-layer render on lime-cement basis, intended for all leveled substrates of lime-cement and cement mortars, for indoor use.

Preparation and application: The surface to which render is applied must be solid, clean and dry, with no loose parts, free of oil stains and similar. Depending on the absorbency and the quality of the substrate, priming with BK-Grund Universal should be carried out if necessary. In the case of highly absorbent substrates, coating with BK-Nivelator is recommended, while in the case of weak and scaling substrates the surface must be coated with BK-Penetrat before applying the render. Primer drying time before applying render should be at least 12 h. Preparation is performed by adding about 24-26% of water (6-6.5 l of water for 25 kg of product) while stirring vigorously until complete homogenization; leave the compound to rest for 10 min, then stir once more. The render is applied with a steel trowel with thickness of the largest grain. Depending on the desired structure, the render is then processed with a plastic trowel, namely: Full (full-kratz) structure - structured in a circular pattern immediately after application, Reib (scratched-rille) structure - after application scratch by circular motions until the desired structure is achieved. See product datasheet for more detailed instructions.

Application temperature:

From +5°C to +30°C.

Shelf life and storage:

12 months in original packaging in dry room on pallets.

Package: 25 kg

PRODUCT / GRANULATION Grain size mm	SCRATCHED structure Approx. consumption kg/m ²	Full (kratz) structure Approx. consumption kg/m ²
Especially fine grain 1,0	/	2,5
Fine grain 1,5	2,5	3,0
Medium fine grain 2,0	3,0	3,5



BK-Dekor

Decorative mineral powder for interior wall surfaces “Spanish wall”

Use: Mineral powder intended for protection and decoration of interior wall surfaces. It can also be used as a first coat when leveling the interior substrate of rough mortars because of the possibility of thicker application in a single layer.

Preparation and application: The substrate to which render is applied must be solid, clean and dry, and if needed impregnated with BK-Podloga, in case of loose and absorbent surfaces. The preparation is performed by lightly adding the powder in about 38-40% of water (9.5-10 l of water for 25 kg of powder), with constant stirring with an electric stirrer until complete wetting and homogenization. Allow the compound to rest for 10 minutes, then stir once more. The mass is applied with a metal trowel, and the finishing is done with a roller made of sponge, rubber or plastic, depending on the desired structure. See product datasheet for more detailed instructions.

Application temperature: Should be in the range of +5°C to +30°C.

Consumption: Ranging from 2-3 kg/m², depending on the desired structure and quality of the substrate.

Shelf life and storage: 12 months in original packaging in dry room on pallets.

Package: 25 kg



Indoor use



High vapor permeability



High strength



BK-Color

Pigment paste for toning dispersions for interior walls



Use: Liquid agent for tinting interior dispersion paints and decorative materials. Shake the bottle well before use.

Shades: ocher, yellow, blue, red, purple, terracotta, green, brown, apricot, black

Consumption: Depends on the desired shade the maximum amount of BK-Color for packaging 25 kg is 3 bottles. See product datasheet for more detailed instructions.

Shelf life and storage: Up to 18 months in original sealed packing. Store at temperatures from +5°C to +25°C, protected from direct sunlight and frost.

Package: 100 ml



BK-Fil

Joint filler for use with gypsum cardboards



Use: Gypsum-based compound for filling and reinforcing joints with gypsum cardboards, as well as for filling uneven surfaces on boards (screws, various damages, etc.).

Preparation and application: The substrate on which the gypsum compound is applied must be solid, clean and dry, with poorly bonded parts, grease stains, etc. The preparation of the compound is performed by mixing the powder with about 55% of water (2.75 l of water for 5 kg of product) with constant mixing with an electric mixer until complete homogenization. The filling is carried out in a certain thickness until leveling with the surface of the boards. The width of the applied layer should be 20-25 cm, and then a reinforcement tape is placed on thus applied layer and is lightly pressed with a trowel. After drying the first coat, the second coat of BK-Fil is applied in a width of 25-30 cm, which levels the surface being reinforced. After drying, remove any creases with sandpaper. The drying time of the filler under normal conditions (T=+23-25 °C, relative humidity=50-60%) is about 12 h.

Application temperature: The air and substrate temperatures during installation should be in the range from +5 °C to +30 °C.

Consumption: Approximately 0,35-0,45 kg/m².

Shelf life and storage: 12 months in original packaging in dry room on pallets.

Package: 5 kg



Excellent workability



Extended open time



Good adhesion

BK-PlasterFix

Adhesive for bonding gypsum-cardboards



Use: Gypsum based construction adhesive designed for fixing gypsum cardboards to wall surfaces.

Preparation and application: The surface to which adhesive is applied must be solid, clean and dry, with no loose parts, free of oil stains and similar. In case of very smooth surfaces, BK-Beton Kontakt must be pre-applied. In case of highly absorbent surfaces, it is necessary to pre-coat with BK-Nivelator prior to bonding. The preparation is performed by adding about 39% of water (9.75 l of water for 25 of product) with vigorous stirring until complete homogenization. Allow the mixture to rest for 10 minutes and stir once more before application. Apply adhesive in dots along the edges and in the center of the gypsum cardboards, with a distance of about 30 cm. Alternatively, the adhesive can be applied in strips over the entire surface of the gypsum cardboard. See product datasheet for more detailed instructions.

Application temperature: The air and substrate temperatures during installation should be in the range from +5 °C to +30 °C.

Consumption: Approximately 3,5-4,0 kg/m².

Shelf life and storage: 12 months in original packaging in dry room on pallets.

Package: 25 kg



Excellent workability



Extended open time



Good adhesion



INTERIOR

SYSTEM SOLUTION FOR
INTERIOR WALLS

INTERIOR Standard

Comprehensive systematic solution for interior walls INTERIOR STANDARD includes products for all stages of interior wall treatment, from the preparation of walls for rendering, the application of cement-lime mortar, the use of high quality leveling compounds (skimming compound) to the application of interior paints that do not contain organic solvents and thus are considered as environmentally friendly products.

- Good vapor permeability
- Excellent workability of mortar and leveling compound
- Eco-friendly interior wall paints, free of organic solvents
- Wide range of shades of interior colors



1. PRIMER
2. MORTAR
3. PRIMER
4. LEVELING COMPOUND
5. PRIMER
6. INTERIOR PAINTS

INTERIOR

Standard

COMPONENTS OF THE SYSTEM INTERIOR STANDARD						
Layer	Purpose of Use	Product	Packing	UoM	Consumption per m ²	
1.	PRIMER	BK-BETON KONTAKT * - CLASSIC category Structural primer for smooth surfaces	6; 20	kg	0,5	
		or BK-NIVELATOR ** - CLASSIC category Primer for heavily absorbent surfaces	10; 20		0,03-0,06	
2.	MORTAR	BK-MAL 220 - CLASSIC category Lime-cement mortar for interior walls	30	kg	12-13	
3.	PRIMER	BK-ULTRA PRIME - BEKATHERM category Universal substrate	10	l	0,12-0,2	
		or BK-PODLOGA Primer for interior walls	1; 3; 5		0,02-0,03	
4.	LEVELING COMPOUND	BK-GLETEX Interior walls leveling compound	5; 25	kg/m ²	1,0 - 1,5	
		or BK-GLETEX UNIVERSAL Skimming compound for machine an manual leveling of interior walls	25		1,0 - 1,5	
		or BK-GLETEX ACRYL Acrylic-based interior wall leveling compound	3; 8; 25		1,5 - 2,0	
5.	PRIMER	BK-PODLOGA Primer for interior walls	1; 3; 5	l	0,02-0,03	
6.	INTERIOR PAINTS	BK-POL Dispersion paint for interior walls	1,5; 5; 8; 15; 25	kg	0,2-0,3	
		or BK-GOLD Acrylic dispersion for interior walls	1; 3; 5; 10; 15		l	0,12-0,13
		or BK-CRYSTAL Acrylic water-washable dispersion for interior walls	1; 3; 5; 10; 15		l	0,11-0,12

Detailed instructions can be found in the product data sheet.

* For smooth concrete surfaces.

** For highly absorbent surfaces and non-uniformly absorbent surfaces (such as aerated concrete blocks).



BEKAMENT[®]

The power is in our hands

HYDRO | WATERPROOFING
PRODUCTS



RELIABLE BASE, SAFE COMBINATION

www.bekament.com

HYDRO

WATERPROOFING PRODUCTS

BK-HidroStop Premium

Flexible one-component acrylic based waterproofing coating



Use: One-component polymeric emulsion-based waterproofing coating for horizontal and vertical protection of interior surfaces from moisture. Used for waterproofing kitchens, bathrooms, showers, basements, etc. before laying the ceramics. Suitable for use in underfloor heating systems. Especially used for waterproofing surfaces of gypsum board.

Preparation and application: The substrate on which BK-HidroStop Premium should be applied must be dry, firm, dust-free, free of grease, mold and loose parts. Surfaces must be flat, without major bumps or cracks. Before applying waterproofing, it is advisable to coat the BK-Ultra Prime substrate 4 hours before applying the waterproofing. In case surfaces that are peeled of, worn and / or dusty surfaces, all loosely bonded layers must be removed and then impregnated with BK-Penetrat prior to application of the membrane. BK-HidroStop Premium is applied undiluted with a brush in two coats up to 1 mm thick. At the joints and corners a rubberized BK-Tape waterproofing tape is placed, which needs to be sunk into the first layer of waterproofing. The second coat is applied after 2 hours of drying, by cross-dressing. After 12 hours after application of the second coat, the surface is ready for laying ceramics (use flexible adhesives BK-160 SuperFlex, BK-155 Rapid White, BK-170 Elastic or BK-160 White for bonding). See product datasheet for detailed instructions.

Consumption: About 0.5-0.6 kg/m²/mm, depending on the quality of the substrate.

Shelf life and storage: 12 months in original dry pallet box.

Package: 5; 10kg



Ready to use



High flexible



For vertical and horizontal surfaces



Underfloor heating



For positive/negative pressure $\leq 1,5$ bar



BK-HidroStop Extra

Elastic one-component waterproofing coating

Use: Waterproof, elastic coating for horizontal and vertical protection of surfaces from moisture. It is used for waterproofing of potentially damp rooms: kitchens, bathrooms, showers, swimming pools, basements, terraces, etc. It is intended for indoor and outdoor use, for positive and negative water pressure $\leq 1,5$ bar. Due to its high flexibility it is suitable for protection of surfaces exposed to stresses.

Preparation and application: The substrate to which BK-HidroStop Extra is applied must be solid, dust-free, free of grease, mold and loosely bonded parts. Before applying waterproofing, it is advisable to apply the BK-Ultra Prime primer. In case of old and unevenly absorbent substrates, as well as in the case of porous high absorbent substrates, it is necessary to coat the substrate with BK-Ultra Prime, min. 4h before waterproofing. In case of peeled off, worn and/or dusty surfaces, all loosely bonded layers must be removed and then impregnated with BK-Penetrat. It is necessary to thoroughly wash the concrete surfaces with hot water in order to remove the impurities present and then coat with BK-Beton Kontakt. The coating is prepared by adding 20 kg of powder in about 6 l of water until complete homogenization. Allow the compound to rest for about 5 minutes and stir again. Use prepared compound within 2 hours. The coating is applied by brush in two coats, by crossing motions, until the surface is completely covered. The thickness of one layer is approximately 1 mm, and the second layer is applied after the previous one has hardened. The waterproofing coating should be protected from rapid drying. After 12 hours from the application of the last layer, the surface is ready for laying ceramics (for gluing use flexible adhesives SiproFix BK-110 Flex, BK-160 Super Flex, BK-155 Rapid White, BK-170 Elastic or BK-160 White). See product datasheet for more detailed instructions.

Consumption: Approximately 1,20 kg/m²/mm, depending on the quality of the substrate.

Shelf life and storage: 12 months in original packaging in dry room on pallets.

Package: 5; 20 kg



For surface with direct water contact



For vertical and horizontal surfaces



For positive/negative pressure $\leq 1,5$ bar

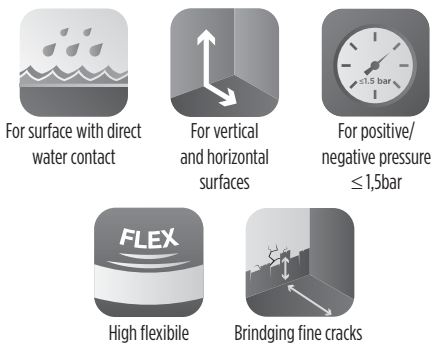


Elastic



Brindging fine cracks

BK-HidroStop 5/5 Flexible two-component waterproofing coating



Use: Two-component, waterproofing, flexible polymer-cement coating for vertical and horizontal protection of surfaces from moisture. It is used for waterproofing of potentially damp rooms: kitchens, bathrooms, showers, swimming pools, basements, terraces, etc. It is intended for indoor and outdoor use, for positive and negative water pressure of ≤ 1.5 bar.

Preparation and application: The substrate to which BK-HidroStop 5/5 is applied must be solid, dust-free, free of grease, mold and loosely bonded parts. Before applying waterproofing, it is advisable to apply the BK-Ultra Prime primer diluted according to the instructions. In case of old and unevenly absorbent substrates, as well as in the case of porous high absorbent substrates, it is necessary to coat the substrate with diluted BK-Ultra Prime, min. 4h before waterproofing. In case of peeled off, worn and/or dusty surfaces, all loosely bonded layers must be removed and then impregnated with BK-Penetrat. It is necessary to thoroughly wash the concrete surfaces with hot water in order to remove the impurities present and then coat with BK-Beton Kontakt. The preparation of the coating is performed by adding the powder component A to the liquid component B, with stirring until complete homogenization. Allow the compound to rest for about 5 minutes and stir again. Use prepared compound within 1 hour. The coating is applied by brush in two coats (if needed in three coats), by crossing motions, until the surface is completely covered. The thickness of one layer is approximately 1 mm, and the second layer is applied after the previous one has hardened. The waterproofing coating should be protected from rapid drying (sun, wind). After 12 hours from the application of the last layer, the surface is ready for laying ceramics (for gluing use flexible adhesives SiproFix BK-110 Flex, BK-160 Super Flex, BK-155 Rapid White, BK-170 Elastic or BK-160 White). See product datasheet for more detailed instructions.

Application temperature: From $+5^{\circ}\text{C}$ to $+25^{\circ}\text{C}$.

Consumption: Approximately $1.4\text{kg}/\text{m}^2/\text{mm}$, depending on the quality of the substrate.

Shelf life and storage: 12 months in original packaging in dry room on pallets. The date of manufacture is imprinted on the packaging.

Package: 10 kg



BK-HidroStop 2 Flexibile two-component waterproofing coating

Use: Two component, waterproofing, polymer-cement coating for horizontal and vertical protection of surfaces from moisture. It is used for waterproofing of potentially damp rooms: kitchens, bathrooms, showers, swimming pools, basements, terraces, etc. It is intended for indoor and outdoor use, for positive and negative water pressure ≤ 1.5 bar. Suitable for insulation of surfaces that are in prolonged direct contact with water.

Preparation and application: The substrate to which BK-HidroStop 2 is applied must be solid, dust-free, free of grease, mold and loosely bonded parts. Before applying waterproofing, it is advisable to apply the BK-Ultra Prime primer diluted according to the instructions. In case of old and unevenly absorbent substrates, as well as in the case of porous high absorbent substrates, it is necessary to coat the substrate with diluted BK-Ultra Prime, min. 4h before waterproofing. In case of peeled off, worn and/or dusty surfaces, all loosely bonded layers must be removed and then impregnated with BK-Penetrat. It is necessary to thoroughly wash the concrete surfaces with hot water in order to remove the impurities present and then coat with BK-Beton Kontakt. The preparation of the compound is performed by lightly mixing the powder component A with the liquid component B without the addition of the water. Allow the compound to rest for about 5 minutes and stir again. Homogenize the compound well. The application is carried out with a brush in two coatings, in cross motions. If necessary, a third coat can also be applied. The thickness of a single layer is approximately 1-2 mm, and the subsequent layer should be applied after the previous one has cured. Use prepared compound within 1 hour. The waterproofing coating should be protected from rapid drying. After 12 hours from the application of the last layer, the surface is ready for laying ceramics (for gluing use flexible adhesives SiproFix BK-110 Flex, BK-160 Super Flex, BK-155 Rapid White, BK-170 Elastic or BK-160 White). See product datasheet for more detailed instructions.

Consumption: Approximately $1.5\text{ kg}/\text{m}^2/\text{mm}$.

Shelf life and storage: 12 months in original packaging in dry room on pallets.

Package: Component A - 16.6 kg Component B - 5 kg



Outdoor/Indoor use



For vertical and horizontal surfaces



For surface with direct water contact



For positive/negative pressure < 1,5bar

BK-HidroStop 1

One component waterproofing coating

Use: One-component, waterproofing coating for horizontal and vertical protection of surfaces from moisture. It is used for waterproofing of potentially damp rooms: kitchens, bathrooms, showers, swimming pools, basements, terraces, etc. It is intended for indoor and outdoor use, for positive and negative water pressure $\leq 1,5$ bar. The material is not intended for surface finishing or for systems that are in permanent contact with water.

Preparation and application: The substrate to which BK-HidroStop 1 is applied must be solid, dust-free, free of grease, mold and loosely bonded parts. Before applying waterproofing, it is advisable to apply the BK-Ultra Prime primer diluted according to the instructions. In case of old and unevenly absorbent substrates, as well as in the case of porous high absorbent substrates, it is necessary to coat the substrate with diluted BK-Ultra Prime, min. 4h before waterproofing. In case of peeled off, worn and/or dusty surfaces, all loosely bonded layers must be removed and then impregnated with BK-Penetrat. It is necessary to thoroughly wash the concrete surfaces with hot water in order to remove the impurities present and then coat with BK-Beton Kontakt. The preparation of the compound is performed by lightly mixing the powder 20 kg with 6 l of water until complete homogenization. Allow the compound to rest for about 5 minutes and stir again. Use prepared compound within 2 hours. The coating is applied by brush in two coats, by crossing motions, until the surface is completely covered. The thickness of one coat is approximately 1 mm, and the second coat is applied after the surface curing of the previous. Waterproofing coating should be protected from rapid drying. After 12 hours from the application of the last layer, the surface is ready for laying ceramics (for gluing use flexible adhesives SiproFix BK-110 Flex, BK-160 Super Flex, BK-155 Rapid White, BK-170 Elastic or BK-160 White). See product datasheet for more detailed instructions.

Consumption: Approximately $1.2 \text{ kg/m}^2/\text{mm}$, depending on the quality of the substrate.

Shelf life and storage: 12 months in original packaging in dry room on pallets.

Package: 20 kg



Za notranjo in zunanjo uporabo



Za vodoravne in navpične površine



Ekonomičen

BK-HidroStop Base

One-component waterproofing coating

Use: One-component, waterproofing coating for horizontal and vertical protection of surfaces from moisture. It is used for waterproofing potentially damp rooms: kitchen, bathrooms, shower cabins, swimming pools, basements, terraces, etc. It is intended for indoor and outdoor use and is not intended for surface finishing, nor for systems that are in permanent contact with water.

Preparation and application: The substrate on which BK-HidroStop Base is applied must be firm, dust-free, dry and free of grease, mold and loose parts. Before applying the waterproofing, it is recommended to coat the BK-Ultra Prime substrate. In the case of old and unevenly absorbing substrates, as well as in the case of porous highly absorbent substrates, it is necessary to apply BK-Ultra Prime, min. 4h before applying the waterproofing. In the case of surfaces that peel, wear and / or dust, it is necessary to remove all loose bonds and then impregnate the substrate with BK-Penetrat. It is necessary to wash the concrete surfaces well with hot water in order to remove the present impurities and then, after complete drying, coat them with BK-Beton Kontakt. The coating is prepared by adding about 5.5 l of water to a 20 kg bag, mixing until complete homogenization. Leave the mass to stand for about 5 minutes and mix again. Use the prepared mass within 2 h. The coating is applied with a brush in two coats, crosswise, until the surface is completely covered. The thickness of one layer is approximately 1 mm, and the other layer is applied after the previous one has hardened. The waterproofing coating should be protected from rapid drying. After 12 hours from the application of the last layer, the surface is ready for laying ceramics (for gluing use adhesives SiproFix BK-110). See the product data sheet for detailed instructions.


Consumption: Approximately $1.20 \text{ kg/m}^2/\text{mm}$, depending on the quality of the substrate.

Shelf life and storage: 12 months in original packaging in dry room on pallets.

Package: 20 kg

BK - Tape

Elastic waterproofing tape



Use: Permanently elastic waterproofing tape based on polypropylene fabric with alkaline protection with rubber lining. Highly elastic, perfectly covering cracks, provides high diffusion resistance to radon. Resists different temperatures, salts, diluted acids and alkaline waters. Used in combination with Bekament waterproofing coatings.

The BK-Tape waterproofing tape is used for elastic and permanent closure of cracks at contact points or corners, cracks on walls and surfaces, drainage pipes in swimming pools, cisterns and showers and for connecting vertical and horizontal surfaces.

Method of application: Apply the BK-Tape waterproofing tape to the first layer of fresh waterproofing coating and press it firmly into the corners with a putty knife. If there is residual air under the tape, squeeze it out. Then coat the ends of the waterproofing strip with a brush and / or roller with a waterproofing coating. After the first coat has hardened, apply the second coat over the entire surface including the ends of the BK-Tape waterproofing tape.





BEKAMENT[®]

The power is in our hands

CERAMIC | CERAMIC PRODUCTS



RELIABLE BASE, SAFE COMBINATION

www.bekament.com

CERAMIC

CERAMIC PRODUCTS

BK-Bond

Highly adhesive primer for poorly absorbent surfaces

Use: Highly adhesive primer primarily used to improve adhesion on smooth, poorly absorbent and problematic surfaces, such as ceramic tiles, smooth concretes and other solid compact non-absorbent surfaces. Water-diluted BK-Bond can also be used when applying skim coats, ceramic adhesives, self-leveling compounds, mineral renders, etc., to gypsum cardboards or cement-fiber boards, anhydrite substrates, highly absorbent renders and other cement substrates. By application of BK-Bond, the residual dust is bound and the surface is equalized, thus achieving better bonding of the next layer to the substrate.



Preparation and application: Be sure to shake well before using BK-Bond. In case of poorly absorbent surfaces, BK-Bond is applied non-thinned, with brush or short-hair roller, usually in a single layer. The subsequent coats can be applied over thus applied primer after min. 6 hours of drying under normal conditions (23°C and 50-60% r. h.), when the coating achieves scratch resistance. If used on absorbent surfaces, the product should be diluted with water in a ratio of 1: 3 (primer: water). Dilute the product, apply it with a brush, roller or spray in 1-2 coats depending on the absorbency and desired effect, using the wet-to-wet principle.

Consumption: Approx. 0.05-0.10 l/m² depending on the absorbency and use.

Shelf life and storage: 12 months in original sealed packing. Store at temperatures from +5°C to +25°C, protected from direct sunlight and frost. The date of manufacture is imprinted on the packaging.

Package: 1 l



Improves adhesion



Quick dry



Easy to use





C2TE S1 class in accordance with EN12004 standard



Diern tile types



Underfloor heating



Large format tile

SiproFix BK 170 Elastic

High flexible ceramic and granite tile adhesive for indoor and outdoor use

Use: For bonding ceramic tiles max. dimension 120x100, marble, granite, natural and artificial stone to wall, floor and facade surfaces, exclusively on solid substrates (concrete, cement and lime mortars), for exterior and interior use. Excellent adhesion, high strength, flexibility and moisture resistance. Suitable for bonding low absorbent tiles ($E \leq 3\%$) as well as large size tiles to deformable surfaces and for mounting on surfaces with existing tiles. Suitable for use in bathrooms, kitchens, balconies, terraces, swimming pools and underfloor heating systems.

Preparation and application: The substrate on which the adhesive is applied must be solid, clean, wearable, freeze-dried, free from staining, free of oil or paint residue. Before bonding the tiles, it is advisable to coat the BK-Ultra Prime substrate in order to improve the adhesion of the adhesive. For optimum results when using tile on low-absorbent surfaces, as well as when bonding tile to tile, use in combination with BK-Bond primer. Preparation is carried out by adding the 25 kg powder in about 6.75 l water with vigorous stirring until complete homogenization. Allow the mass to stand for about 10 minutes, then stir again to obtain a suitable density adhesive. Apply the adhesive with a serrated trowel with a suitable tooth size so that a minimum of 65% of the surface of the tile is covered with adhesive (for internal use) and a minimum of 90% (for external use). The size of the teeth depends on the size of the tiles (4-6 mm optimal for tiles size 10-25 cm). Insert the tiles into the adhesive layer on the substrate, and if the surface is uneven, apply the tile to the tile, thus leveling. High absorbent, porous tiles should be moistened before installation. Remove excess adhesive with a damp sponge and mechanically seal the hardened parts. Remove excess adhesive in joints mechanically. See product datasheet for more detailed instructions.

Application temperature: Substrate and air temperature + 5 ° C to + 25 ° C.

Time for application after opening: Approximately 30 minutes (depending on the substrate and atmospheric conditions). Possibility of grouting after: approx. 24h under drying at optimum conditions (23 ° C and 50-60% r.h.).

Consumption: About 3-5 kg/m², depending on the substrate and the thickness of the application. **Shelf life and storage:** 12 months in original packing. Store at + 5 ° C to + 25 ° C, protected from sunlight and freezing.

Package: 25 kg



C2TE class in accordance with EN12004 standard



Extended open time



Underfloor heating



Large format tile

SiproFix BK 160 Super Flex

Flexible adhesive for ceramic and granite tiles for indoor and outdoor use

Use: For bonding ceramic tiles max. dimension 120x80, mosaic, marble, granite, natural and artificial stone to wall, floor and facade surfaces, exclusively on solid substrates (cement, lime and concrete-based mortars), for exterior and interior use. Excellent adhesion, high strength, flexibility and moisture resistance. Suitable for bonding low absorbent tiles ($E \leq 3\%$), large size tiles, when installing on surfaces with pre-existing tiles as well as to surfaces with underfloor heating. For optimal results when bonding tiles on low-absorbent surfaces, use in combination with a BK-Bond primer.

Preparation and application: The substrate to which the adhesive is applied must be solid, clean, durable, non-frozen, free from efflorescence, oil residues or paint. For optimal results when gluing tiles on poorly absorbent surfaces, as well as when gluing tiles to tiles, use in combination with BK-Ultra Prime primer. The preparation is performed by adding the 5 kg of powder to about 1.35 l of water; 25 kg of powder to about 6.5 l of water with vigorous stirring until complete homogenization. Allow the compound to rest for about 10 minutes, then stir again to obtain a suitable density of adhesive. Apply the adhesive using a serrated trowel with a suitable tooth size so that at least 65% of the surface of the tile is covered with adhesive (for interior use) and a minimum of 90% (for exterior use). The size of teeth depends on the size of tiles (4-6 mm optimal for tiles size 10-25 cm). Press in the tiles into the adhesive layer on the substrate, and if the surface is uneven, apply the adhesive also to the tile, in order to achieve leveling. Highly absorbent, porous tiles, should be moistened before installation. Remove excess adhesive with a damp sponge and mechanically remove the hardened parts. Mechanically remove excess adhesive in joints. See product datasheet for more detailed instructions.

Application temperature: Substrate and air temperature + 5 ° C to + 25 ° C.

Time for application after opening: Approximately 30 minutes (depending on the substrate and atmospheric conditions). Possibility of grouting after: approx. 24h under drying at optimum conditions (23 ° C and 50-60% r.h.).

Consumption: About 3-5 kg/m², depending on the substrate and the thickness of the application. **Shelf life and storage:** 12 months in original packing. Store at + 5 ° C to + 25 ° C, protected from sunlight and freezing.

Package: 5; 25 kg



SiproFix BK 160 White

Flexible white adhesive for ceramic and granite shelves for indoor and outdoor use

Use: For bonding ceramic tiles max. dimensions 120x80, mosaics, marble, granite, natural and artificial stone to wall, floor and facade surfaces, exclusively on solid substrates (concrete, cement and lime mortars), for exterior and interior use. Excellent adhesion, high strength, flexibility and moisture resistance. Suitable for bonding low absorbent tiles ($E \leq 3\%$), large size tiles (up to 80cm), when installed on surfaces with existing tiles. Recommended for use in bathrooms, kitchens, pools and underfloor heating systems.

Preparation and application: The substrate on which the adhesive is applied must be solid, clean, wearable, freeze-dried, free from staining, free of oil or paint residue. Before bonding the tiles, it is advisable to coat the BK-Ultra Prime substrate in order to improve the adhesion of the adhesive. For optimal results when bonding the tiles on low-absorbent surfaces as well as when bonding the tile to the tile in combination with the BK-Bond primer. Preparation is carried out by adding the 25 kg powder in about 6.5l water with vigorous stirring until complete homogenization. Allow the mass to stand for about 10 minutes, then stir again to obtain a suitable density adhesive. Apply the adhesive with a serrated trowel with a suitable tooth size so that at least 65% of the surface of the tile is covered with adhesive (for internal use) a minimum 90% (in case of external use). The size of the teeth depends on the size of the tiles (4-6 mm optimal for tiles size 10-25 cm). Insert the tiles into the adhesive layer on the substrate, and if the surface is uneven, apply the tile to the tile, thus leveling. High absorbent, porous tiles should be moistened before installation. Remove excess adhesive with a damp sponge and mechanically seal the hardened parts. Remove excess adhesive in joints mechanically. See product datasheet for more detailed instructions.

Application temperature: Substrate and air temperature $+5^\circ\text{C}$ to $+25^\circ\text{C}$.

Time for application after opening: Approximately 30 minutes (depending on the substrate and atmospheric conditions). Possibility of grouting after: approx. 24h under drying at optimum conditions (23°C and 50-60% r.v.v.).

Consumption: About 3-5 kg/m^2 , depending on the substrate and the thickness of the application.

Shelf life and storage: 12 months in original dry pallet box.

Package: 25 kg



C2TE class in accordance with EN12004 standard



Diernt tile types



Underfloor heating



Large format tile



SiproFix BK 155 Rapid White

White adhesive for ceramic tiles fast bonding properties for indoor and outdoor use

Use: White cement based adhesive with fast bonding properties, suitable for bonding all types of ceramic tiles, marble, granite, glass mosaic tiles, natural and artificial stone to wall, floor and facade surfaces, only to solid substrates (cement, lime and concrete-based mortars), for outdoor and indoor use. Excellent adhesion, high strength and moisture resistance. Suitable for bonding to surfaces with pre-existing tiles as well as to surfaces with underfloor heating. It can be used for paving pools and other structures filled with water within a system using the BK-HidroStop 2 waterproofing coating. It does not change the natural color of the bonded material.

Preparation and application: The substrate to which the adhesive is applied must be solid, clean, durable, non-frozen, free from efflorescence, oil residues or paint. Before bonding the tiles, it is advisable to apply the BK-Bond primer diluted according to the instructions in order to improve the adhesion of the adhesive. The preparation is performed by adding 25kg of powder to about 6.75l of water with vigorous stirring until complete homogenization. Allow the compound to rest for about 5 minutes, then stir again to obtain a suitable density of adhesive. Apply the adhesive using a serrated trowel with a suitable tooth size so that at least 65% of the surface of the tile is covered with adhesive (for interior use) and a minimum of 90% (for exterior use). The size of teeth depends on the size of tiles (4-6 mm optimal for tiles size 10-25 cm). Press in the tiles into the adhesive layer on the substrate, and if the surface is uneven or the tiles are of larger size, apply the adhesive also to the tile. The tiles should be laid while the adhesive is fresh (before the crust is formed). In the case of bonding of marble and other types of stone, subject to discoloration, do not immerse the lining in water at all, and it is advisable to apply a test application of adhesive. See product datasheet for more detailed instructions.

Application temperature: Substrate and air temperatures from $+5^\circ\text{C}$ to $+25^\circ\text{C}$.

Time for application after opening: About 40 minutes after stirring, depending on the temperature. Fast-setting, ready for grouting with white grout after 8-10 hours of drying, grouting with other colors at the earliest after 24 hours of drying under normal conditions ($T=23-25^\circ\text{C}$, 50-60% r. h.).

Consumption: Approximately 3-5 kg/m^2 , depending on the surface and thickness of the application.

Shelf life and storage: 12 months in original packaging in dry room on pallets.

Package: 25kg



C2T class in accordance with EN 12004 standard



Dierent tile types



Underfloor heating



Tile on tile



C2T class in accordance with EN12004 standard



Diert tile types



Slip resistant



Flexible

SiproFix BK 110 Flex

Flexible ceramic tile adhesive for indoor and outdoor use

Use: For bonding ceramic tiles (absorbent and weakly absorbent tiles 60x60), gres tiles, mosaics, marble, granite, natural and artificial stone on wall, floor and facade surfaces, exclusively on solid substrates (concrete, cement and lime mortars), for exterior and internal use. Excellent adhesion, high strength, flexibility and moisture resistance. Suitable for use in bathrooms, kitchens, balconies and terraces and underfloor heating systems.

Preparation and application: The substrate on which the adhesive is applied must be solid, clean, wearable, freeze-dried, free from staining, free of oil or paint residue. Before bonding the tiles, it is advisable to coat the BK-Ultra Prime substrate in order to improve the adhesion of the adhesive. For optimal results when gluing tiles on low-absorbent surfaces use in combination with a BK-Bond primer. Preparation is carried out by adding the 25 kg of powder in about 6,5 l water with vigorous stirring until complete homogenization. Allow the mass to stand for about 10 minutes, then stir again to obtain a suitable density adhesive. Apply the adhesive with a serrated trowel with a suitable tooth size so that a minimum of 65% of the surface of the tile is covered with adhesive (for internal use) and a minimum of 90% (for external use). The size of the teeth depends of tile dimensions (4-6 mm optimal for tiles size 10-25 cm). Insert the tiles into the adhesive layer on the substrate, and if the surface is uneven, apply the tile to the tile, thus leveling. High absorbent, porous tiles should be moistened before installation. Excess remove the adhesive with a damp sponge and mechanically seal the hardened parts. Remove excess adhesive in joints mechanically. See product datasheet for more detailed instructions.

Application temperature: Substrate and air temperature + 5 °C to + 25 °C.

Time for application after opening: Approximately 20 minutes (depending on the substrate and atmospheric conditions). Possibility of grouting after: approx. 24h under drying at optimum conditions (23 °C and 50-60% r.v.v.).

Shelf life and storage: 12 months in original dry pallet box.

Consumption: About 3-5 kg/m², depending on the substrate and the thickness of the application.

Package: 25 kg



CIT class in accordance with EN12004 standard



Outdoor/Indoor use



Slip resistant

SiproFix BK 110

Ceramic tile adhesive for indoor and outdoor use

Use: For bonding ceramics to wall, floor and facade surfaces, only to solid substrates (cement, lime and concrete-based mortars), for exterior and interior use, excellent adhesion, high strength and moisture resistance. It is used for bonding absorbent and poorly absorbent ceramic tiles measuring up to 60x60 cm. Suitable for use in bathrooms, kitchens, balconies and terraces.

Preparation and application: The substrate to which the adhesive is applied must be solid, clean, durable, non-frozen, free from efflorescence, oil residues or paint. The preparation is performed by adding the 5 kg powder to about 1.3 l of water; 25 kg powder to about 6.5 l of water with vigorous stirring until complete homogenization. Allow the compound to rest for about 10 minutes, then stir again to obtain a suitable density of adhesive. Apply the adhesive using a serrated trowel with a suitable tooth size so that at least 65% of the surface of the tile is covered with adhesive (for interior use) and a minimum of 90% (for exterior use). The size of teeth depends on the size of tiles (4-6 mm optimal for tiles size 10-25 cm). Highly absorbent, porous tiles, should be moistened before installation. Remove excess adhesive with a damp sponge and mechanically remove the hardened parts. See product datasheet for more detailed instructions.

Temperatura primjene: Substrate and air temperatures from +5°C to +25°C.

Time for application after opening: About 30 minutes (depending on the substrate). Possible to grout after: cca. 24h.

Consumption: Approximately 3-5 kg/m², depending on the surface and thickness of the application.

Shelf life and storage: 12 months in original packaging in dry room on pallets.

Package: 5; 25 kg



SiproFix BK 90

Ceramic tile adhesive for indoor use

Use: For bonding ceramic tiles to wall and floor surfaces, only to solid substrates (mortars based on cement, lime and concrete-based mortars), for internal use, excellent adhesion and high strength.

Preparation and application: The substrate to which the adhesive is applied must be solid, clean, durable, non-frozen, free from efflorescence, oil residues or paint. Before bonding the tiles, it is advisable to apply the BK-Ultra Prime primer diluted according to the instructions in order to improve the adhesion of the adhesive. The preparation is performed by adding the 25 kg powder to about 6.5 l of water with vigorous stirring until complete homogenization. Allow the compound to rest for about 10 minutes, then stir again to obtain a suitable density of adhesive. Apply the adhesive using a serrated trowel with a suitable tooth size so that at least 65% of the surface of the tile is covered with adhesive. The size of teeth depends on the size of tiles (4-6 mm optimal for tiles size 10-25 cm). Press in the tiles into the adhesive layer on the substrate, and if the surface is uneven, apply the adhesive also to the tile, in order to achieve leveling. Highly absorbent, porous tiles, should be moistened before installation. Remove excess adhesive with a damp sponge and mechanically remove the hardened parts. See product datasheet for more detailed instructions.

Application temperature: Substrate and air temperatures from +5°C to +25°C.

Time for application after opening: about 20 minutes (depending on the substrate). Possible to grout after: cca. 24h.

Consumption: Approximately 3 kg/m², depending on the surface and thickness of the application.

Shelf life and storage: 12 months in original packaging in dry room on pallets.

Package: 25 kg



C1 class in accordance with EN12004 standard



Indoor



Cost efficient



BK-Fugomal

Water repellent grouting compoung



Use: High-quality, water-repellent grouting compound for ceramic and glass tiles, as well as artificial and natural stone boards, on horizontal and vertical surfaces. Designed for joints up to 10 mm wide, for indoor and outdoor use. Resistant to the emergence of mold. Available in 24 shades.

Preparation and application: Before grouting joints should be cleaned from adhesive and dust. In case of highly absorbent tiles and when working at high temperatures, wet the joints 1 hour before grouting. The preparation is carried out by the gradual addition of product in about 30% of water (600 ml of water for 2 kg of powder), with constant stirring until complete homogenization. Use prepared compound within 1 hour. The application is performed with a rubber trowel, at an angle of 45°, so that the joint is well filled with grout. After 20-30 minutes, when the surface of the compound has cured, wipe the tiles with a damp sponge in a diagonal direction across the tiles, then polish with a dry cloth. Floor tiles can be stepped on at least 8 hours after grouting, when dried under normal conditions. In case of grouting porous tiles, a test grouting is recommended. If the adhesive is not sufficiently dry, there is a possibility of discoloration of the grout. The grout is not suitable for natural stone susceptible to discoloration. See product datasheet for more detailed instructions.

Application temperature: From +5°C to +25°C. High humidity and low temperatures can significantly extend the grout curing time.

Consumption: Approximately 0.3-0.8 kg/m², depending on the joint width and tile size.

Shelf life and storage: 24 months in original packaging in dry room on pallets.

Package: 2 kg



Excellent water repellent



24 standard shades



Mould resistant



Underfloor heating



Joint width 1-10 mm





HYDRO CERAMIC


CERAMIC TILE INSTALLATION SYSTEM

HYDRO CERAMIC

Bathroom

The HYDRO CERAMIC Bathroom system solution includes the application of self-levelling compound (if needed), high-quality waterproofing coating, waterproofing tape, ceramic adhesive, water-repellent grout resistant to mould and with high abrasion resistance and silicone compounds for sealing resistant to mould. The grout is available in 24 shades.

- Quick and easy application
- Reliable and long-lasting water protection
- Resistant to mould
- Suitable for underfloor heating*



1. PRIMER
2. SELF-LEVELLING COMPOUND
3. PRIMER
4. WATERPROOF COATING
5. WATERPROOF TAPE
6. WATERPROOF COATING
7. ADHESIVE FOR CERAMIC
8. GROUTING COMPOUND
9. SEALING COMPOUND

HYDRO CERAMIC

Bathroom

COMPONENTS OF THE SYSTEM HYDRO CERAMIC BATHROOM					
Layer	Purpose of Use	Product	Packing	UoM	Consumption per m ²
1.	PRIMER	BK-ULTRA PRIME - BEKATHERM category Universal substrate	10	l	0,12 – 0,2
2.	SELF-LEVELLING COMPOUND	BK-LIV 30 - FLOOR category Self-levelling compound for floors	25	kg	1,5 -1,7
3.	PRIMER	BK-ULTRA PRIME - BEKATHERM category Universal substrate	10	l	0,12 – 0,2
4.	WATERPROOF COATING	BK-HIDROSTOP 1 One-component-waterproof coating iii	25		1,2***
		BK-HIDROSTOP 2 Two-component waterproof coating iii	20 + 5	kg	1,5***
		BK-HIDROSTOP PREMIUM Flexible one-component acrylic based waterproofing coating i	5; 10		0,5 - 0,6***
5.	WATERPROOF TAPE	BK-TAPE	10; 50	m	-
6.	WATERPROOF COATING	BK-HIDROSTOP 1 One-component-waterproof coating iii	25		1,2***
		BK-HIDROSTOP 2 Two-component waterproof coating iii	20 + 5	kg	1,5***
		BK-HIDROSTOP PREMIUM Flexible one-component acrylic based waterproofing coating i	5; 10		0,5 - 0,6***
7.	ADHESIVE FOR CERAMIC	SIPROFIX BK 110 FLEX Flexible ceramic tile adhesive for indoor and outdoor use iii SIPROFIX BK 155 Rapid White White adhesive for ceramic tiles fast bonding properties for indoor and outdoor use iii SIPROFIX BK 160 SUPER FLEX * Flexible adhesive for ceramic and granite tiles for indoor and outdoor use iii SIPROFIX BK 160 WHITE * Fleksibilno bijelo ljepilo za keramičke i granitne pločice za unutarnju i vanjsku uporabu iii SIPROFIX BK 170 ELASTIC * High flexible ceramic and granite tile adhesive for indoor and outdoor use	25	kg	3 – 5
8.	GROUTING COMPOUND	BK-FUGOMAL Water repellent groutin compound	2	kg	0,3-0,8
9.	SEALING COMPOUND	BK-SILICON SANITAR Sanitary silicone sealing compound iii BK-SILICON NEUTRAL PROFIL Neutral silicone sealing compound	280	ml	-

Detailed instructions can be found in the product data sheet.

* For large-format tiles and underfloor heating systems, the use of Siprofix BK 160 SuperFlex or Siprofix BK 170 Elastic ceramic adhesive is mandatory.

** Total consumption is listed under point 4.

*** Consumption is expressed in kg/m² /mm.

HYDRO CERAMIC

Kitchen

System solution for kitchen HYDRO CERAMIC Kitchen includes the application of self-levelling compound (if needed), high quality waterproofing coating, waterproofing tape, ceramic adhesive, water-repellent grout resistant to mould and with high abrasion resistance and silicone compound for high performance sealing. The grout is available in 24 shades.

- Quick and easy application
- Reliable and long-lasting water protection
- Resistant to mould
- Suitable for underfloor heating*



1. PRIMER
2. SELF-LEVELLING COMPOUND
3. PRIMER
4. WATERPROOF COATING
5. WATERPROOF TAPE
6. WATERPROOF COATING
7. ADHESIVE FOR CERAMIC
8. GROUTING COMPOUND
9. SEALING COMPOUND

HYDRO CERAMIC

Kitchen

COMPONENTS OF THE SYSTEM HYDRO CERAMIC BATHROOM					
Layer	Purpose of Use	Product	Packing	UoM	Consumption per m ²
1.	PRIMER	BK-ULTRA PRIME - BEKATHERM category Universal substrate	10	l	0,12 – 0,2
2.	SELF-LEVELLING COMPOUND	BK-LIV 30 - FLOOR category Self-levelling compound for floors	25	kg	1,5 -1,7
3.	PRIMER	BK-ULTRA PRIME - BEKATHERM category Universal substrate	10	l	0,12 – 0,2
4.	WATERPROOF COATING	BK-HIDROSTOP 1 One-component-waterproof coating iii	25		1,2***
		BK-HIDROSTOP 2 Two-component waterproof coating iii	20 + 5	kg	1,5***
		BK-HIDROSTOP PREMIUM Flexible one-component acrylic based waterproofing coating i	5; 10		0,5 - 0,6***
5.	WATERPROOF TAPE	BK-TAPE	10; 50	m	-
6.	WATERPROOF COATING	BK-HIDROSTOP 1 One-component-waterproof coating iii	25		1,2***
		BK-HIDROSTOP 2 Two-component waterproof coating iii	20 + 5	kg	1,5***
		BK-HIDROSTOP PREMIUM Flexible one-component acrylic based waterproofing coating i	5; 10		0,5 - 0,6***
7.	ADHESIVE FOR CERAMIC	SIPROFIX BK 110 FLEX Flexible ceramic tile adhesive for indoor and outdoor use iii SIPROFIX BK 155 Rapid White White adhesive for ceramic tiles fast bonding properties for indoor and outdoor use iii SIPROFIX BK 160 SUPER FLEX * Flexible adhesive for ceramic and granite tiles for indoor and outdoor use iii SIPROFIX BK 160 WHITE * Fleksibilno bijelo ljepilo za keramičke i granitne pločice za unutarnju i vanjsku uporabu iii SIPROFIX BK 170 ELASTIC * High flexible ceramic and granite tile adhesive for indoor and outdoor use	25	kg	3 – 5
8.	GROUTING COMPOUND	BK-FUGOMAL Water repellent groutin compound	2	kg	0,3-0,8
9.	SEALING COMPOUND	BK-SILICON SANITAR Sanitary silicone sealing compound iii BK-SILICON NEUTRAL PROFI Neutral silicone sealing compound	280	ml	-

Detailed instructions can be found in the product data sheet.

* For large-format tiles and underfloor heating systems, the use of Siprofix BK 160 SuperFlex or Siprofix BK 170 Elastic ceramic adhesive is mandatory.

** Total consumption is listed under point 4.


*** Consumption is expressed in kg/m² /mm.

HYDRO CERAMIC

Balcony

System solution for balconies HYDRO CERAMIC Kitchen includes the application of self-levelling compound (if needed), high quality waterproofing coating, waterproofing tape, ceramic adhesive, water-repellent grout resistant to mould and with high abrasion resistance and silicone compound resistant to UV radiation. The grout is available in 24 shades.

- Quick and easy application
- Reliable and long-lasting water protection
- Resistant to frost and high exterior temperatures
- UV radiation resistant



HYDRO CERAMIC

Balcony

COMPONENTS OF THE SYSTEM HYDRO CERAMIC BATHROOM					
Layer	Purpose of Use	Product	Packing	UoM	Consumption per m ²
1.	PRIMER	BK-ULTRA PRIME - BEKATHERM category Universal substrate	10	l	0,12 – 0,2
2.	SELF-LEVELLING COMPOUND	BK-LIV 30 - FLOOR category Self-levelling compound for floors	25	kg	1,5 -1,7
3.	PRIMER	BK-ULTRA PRIME - BEKATHERM category Universal substrate	10	l	0,12 – 0,2
4.	WATERPROOF COATING	BK-HIDROSTOP 2 Two-component waterproof coating	20 + 5	kg	1,5***
5.	WATERPROOF TAPE	BK-TAPE	10; 50	m	-
6.	WATERPROOF COATING	BK-HIDROSTOP 2 Two-component waterproof coating	20 + 5	kg	1,5***
7.	ADHESIVE FOR CERAMIC	<p>SIPROFIX BK 110 FLEX Flexible ceramic tile adhesive for indoor and outdoor use</p> <p>iii</p> <p>SIPROFIX BK 155 Rapid White White adhesive for ceramic tiles fast bonding properties for indoor and outdoor use</p> <p>iii</p> <p>SIPROFIX BK 160 SUPER FLEX * Flexible adhesive for ceramic and granite tiles for indoor and outdoor use</p> <p>iii</p> <p>SIPROFIX BK 160 WHITE * Fleksibilno bijelo ljepilo za keramičke i granitne pločice za unutarnju i vanjsku uporabu</p> <p>iii</p> <p>SIPROFIX BK 170 ELASTIC * High flexible ceramic and granite tile adhesive for indoor and outdoor use</p>	25	kg	3 – 5
8.	GROUTING COMPOUND	BK-FUGOMAL Water repellent groutin compound	2	kg	0,3-0,8
9.	SEALING COMPOUND	<p>BK-SILICON SANITAR Sanitary silicone sealing compound</p> <p>iii</p> <p>BK-SILICON NEUTRAL PROFIL Neutral silicone sealing compound</p>	280	ml	-

Detailed instructions can be found in the product data sheet.

* For large-format tiles and underfloor heating systems, the use of Siprofix BK 160 SuperFlex or Siprofix BK 170 Elastic ceramic adhesive is mandatory.

** Total consumption is listed under point 4.


*** Consumption is expressed in kg/m² /mm.

CERAMIC

Big Tiles

System solution for installing large ceramic tiles CERAMIC Big Tiles includes the application of self-levelling compound (if needed), a High flexible adhesive for ceramics of excellent mechanical strength, water-repellent grout resistant to mould and with high abrasion resistance and silicone compound for high performance sealing. The grout is available in 24 shades.

- Quick and easy application
- Suitable for underfloor heating
- Flexible system with good mechanical strength and resistance to wear



1. PRIMER

2. SELF-LEVELLING
COMPOUND

3. PRIMER

4. ADHESIVE FOR CERAMIC

5. GROUTING COMPOUND

6. SEALING COMPOUND

CERAMIC

Big Tiles

COMPONENTS OF THE S HYDRO CERAMIC BIG TILES					
Layer	Purpose of Use	Product	Packing	UoM	Consumption per m ²
1.	PRIMER	<u>BK-ULTRA PRIME - BEKATHERM category</u> Universal substrate	10	l	0,12 – 0,2
2.	SELF-LEVELLING COMPOUND	<u>BK-LIV 30 - FLOOR category</u> Self-levelling compound for floors	25	kg	1,5 -1,7
3.	PRIMER	<u>BK-ULTRA PRIME - BEKATHERM category</u> Universal substrate	10	l	0,12 – 0,2
4.	ADHESIVE FOR CERAMIC	<u>SIPROFIX BK 160 SUPER FLEX *</u> Flexible adhesive for ceramic and granite tiles for indoor and outdoor use iii <u>SIPROFIX BK 170 ELASTIC *</u> High flexible ceramic and granite tile adhesive for indoor and outdoor use	25	kg	3 – 5
5.	GROUTING COMPOUND	<u>BK-FUGOMAL</u> Water repellent groutin compound	2	kg	0,3-0,8
6.	SEALING COMPOUND	<u>BK-SILICON NEUTRAL PROFI</u> Sanitary silicone sealing compound iii <u>BK-SILICON UNIVERSAL</u> Neutral silicone sealing compound	280	ml	-

Detailed instructions can be found in the product data sheet.

BEKAMENT[®]

The power is in our hands

DÉCOR |

DECORATIVE PRODUCTS FOR
INTERNAL AND EXTERNAL WALLS



ART OF LIVING WITH STYLE

www.bekament.com

DÉCOR

DECORATIVE PRODUCTS
FOR INTERNAL AND
EXTERNAL WALLS

BK-Deco Acryl Primer for decorative materials

Use: Acrylic primer designed to provide uniformity, neutralization and enhance the adhesion of interior decorative paints. Due to its fine particles, it creates a slightly relief surface on which the materials can be easily applied. BK-Deco Acryl primer can be tinted with BK-Color tinting agents, if necessary.

Preparation and application: The surface to which the primer is applied must be solid, clean and dry, free from grease and oil residues. The suitable substrates to which BKDeco Acryl is applied are all surfaces leveled with BK-GletEx Universal or BK-GletEx Acryl. BK-Deco Acryl primer should be mixed and diluted with 10% of water (0.1 l of water) before use. The primer is applied with a brush in a single layer (applied by cross motions to create additional structure). The primer drying time is min. 6 h. see the product data sheet for detailed instructions.

Shelf life and storage: Up to 18 months in original sealed packing. Store at temperatures from +5°C to +25°C, protected from direct sunlight and frost.

Consumption: Approximately 0.13-0.15 l/m² depending on absorption and roughness of the surface.

Package: 1 l



BK-Sunset

Decorative paint with pearlescent effect for interior walls



Use: Water-washable, acrylic paint intended for interior decoration. All substrates leveled with BK-GletEx Universal or BK-GletEx Acryl are suitable.

Shades: Silver, Gold and S10. BK-Sunset Silver and BK-Sunset Gold are used as the base for tinting according to the appropriate color chart.

Preparation and application: The surface to which compound is applied must be solid, clean and dry. Before applying the decorative paint, the leveled surfaces should be coated with BK-Deco Acryl primer (drying time min. 6 h). BK-Sunset paint is ready-to-apply. It is applied with a paint brush in one or two coats, depending on the desired effect, which is often the final step, because the use of brush on the wall creates interesting patterns. Paint is applied without interruption on continuous surfaces. BK-Sunset can also be applied to surfaces painted with BK-Gold or BK-Crystal. Optimum application temperature: from +8°C to +30°C. The coat is completely dry after 24 h. See product datasheet for more detailed instructions.

Consumption: Approximately 0,10-0,13 l/m² depending on the application technique.

Shelf life and storage: 12 months in original sealed packing. Store at temperatures from +5°C to +25°C, protected from direct sunlight and frost.

Package: 1 l; 3 l

BK-Iskra

Decorative crystal effect paint for interior walls



Use: Acrylic paint intended for interior decoration. The brilliant final structure comes from shiny crystals that give the full color effect. Suitable substrates are all surfaces leveled with BK-GletEx Acryl or BK-GletEx Universal. Coated surfaces are resistant to wet wiping.

Shades: White+shades in accordance with BK-Iskra color chart

Preparation and application: Before applying the decorative paint, the leveled surfaces should be coated with BK-Deco Acryl (drying time min. 6 h). For a more pronounced color effect, BK-Deco Acryl primer should be tinted in a shade of finishing coat. Paint preparation is performed by adding one pack of BK-Kristali to 1 liter of paint. Stir the compound gently and apply undiluted paint with a paint brush in to coats. The first coat of paint is applied without interruption on continuous surfaces from one side of the wall to the other, making it necessary to make a slight diagonal to avoid visible material joints and drying of the material. The second layer is applied after drying the first one (about 6 h) by the same procedure starting from the opposite side of the wall surface. Optimum application temperature: from 8°C to 35°C. The coat is completely dry after 24 h. See product datasheet for more detailed instructions.

Consumption: Approximately 0,15-0,20 l/m², depending on the application technique.

Shelf life and storage: 12 months in original sealed packing. Store at temperatures from +5°C to +25°C, protected from direct sunlight and frost.

Package: 1 l

BK-Perla

Decorative compound in the form of paste with pearly shine for indoor use

Use: Acrylic water washable compound in the form of paste intended for interior decoration. Due to special additives, the coating is characterized by a fine, mother-of-pearl structure. Suitable substrates are all surfaces leveled with BK-GletEx Acryl or BK-GletEx Universal.

Shades: Silver, gold, mother of pearl+shades according to BK-Perla color chart.

Preparation and application: Before applying the decorative paint, the leveled surfaces should be coated with BK-Deco Acryl primer (drying time min. 6 h). BK-Perla is a ready-to-apply material. Stir the mixture gently. The first coat is applied with a hard plastic putty knife with one side rounded. The second and third coats are applied after complete drying of the first whereby the desired textural effects are achieved by using a plastic rounded putty knife by various application techniques. Drying time between application of coats is 6-8 h. Optimum application temperature: from 8°C to 35°C. The coat is completely dry after 24 h. See product datasheet for more detailed instructions.

Consumption: Approximately 0,20-0,30 l/m², depending on the application technique.

Shelf life and storage: 12 months in original sealed packing. Store at temperatures from +5°C to +25°C, protected from direct sunlight and frost.

Package: 1 l



BK-Natura

Decorative compound in the form of paste with the appearance of natural materials for interior walls



Use: Compound in the form of paste intended for interior decoration. The final structure is obtained by different application techniques and the use of different tools (imitation of wood, crocodile leather, marble, etc.). The dry coating is decorated with transparent BK-Velatura paint. Suitable substrates are all surfaces leveled with BK-GletEx Acryl or BK-GletEx Universal. The coating is resistant to wet wiping.

Shades: White+shades in accordance with BK-Natura color chart.

Preparation and application: Before applying the decorative paint, the leveled surfaces should be coated with BK-Deco Acryl primer (drying time min. 6 h). BK-Natura is a ready-to-apply material. Stir the compound lightly and apply with trapezoidal plastic putty knife in one layer. After application, the fresh material is treated with a rounded plastic putty knife, a 'comb' for decorative materials, rollers with textures and similar tools, depending on the desired structure. After drying for 24 h, an additional effect is achieved by applying BK-Velatura paint. Optimum application temperature: from 8°C to 35°C. The coat is completely dry after 24 h. See product datasheet for more detailed instructions.

Consumption: approx 0,30-0,50 l/m², depending on the application technique.

Shelf life and storage: 12 months in original sealed packing. Store at temperatures from +5°C to +25°C, protected from direct sunlight and frost.

Package: 5 l

BK-Travertino Exterior&Interior

Decorative mineral render with rustic effect for interior and exterior walls



Use: Precious mineral render intended for decorative protection of interior and exterior surfaces. It is characterized by excellent adhesion to mineral surfaces, exceptional water repellency, as well as, resistance to atmospheric influences and UV radiation. It provides high vapor permeability and excellent resistance to the development of microorganisms. BK-Travertino is produced exclusively in white color and subsequently is coated with a transparent BK-Velatura Exclusive coating, after drying for at least 24 hours under normal conditions.

Preparation and application: The surface to which the render is applied must be flat, dry, clean, free from loosely bonded parts, dust, water-soluble salts, grease and other impurities, which can prevent good adhesion to the substrate. Suitable substrates are cement-lime mortars, reinforcement layer of thermal insulation systems, gypsum cardboards and cement fiber boards. Before applying the decorative render coat the substrate with BK-Ultra Prime primer and in the case of smooth surfaces perform priming using the BK-Grund Universal. The preparation of the compound is done by adding the powder to about 25% of water to achieve a homogeneous mixture, without lumps (20kg of powder requires ~ 5l of water). Allow the compound to rest for at least 10-15 minutes, before stirring once more, and if necessary add water to adjust the consistency. Use prepared compound within 2 hours. BK-Travertino is applied in two coats with a stainless trowel. Apply the first coat evenly in an approximate thickness of 1-2 mm. The second coat is applied after complete drying of the first one (about 6 hours at normal drying). The creation of the texture of natural stone is achieved with the appropriate tool by which irregular recesses, characteristic of travertine stone, are created. The added effect of the render is achieved by lightly leveling with a metal trowel when the material begins to "pull". When the material is surface-dried (about 2 hours when drying under normal conditions) it is possible to form the appearance of joints with the proper tool to imitate the look of stone blocks. See product datasheet for more detailed instructions

Application temperature: The air and substrate temperatures during installation should be in the range from +5 °C to +30 °C. Do not work under direct sunlight, fog, wind or rain.

Consumption: Approximately 2.5-2.7 kg/m², depending on technique and thickness of application.

Shelf life and storage: 18 months in original sealed packing. Store at +5°C to +25°C, in a dry and well-ventilated room.

Package: 20 kg

BK-Rustic

Decorative coating with a rustic rust effect



Use: Water-based paint intended for the decoration of interior surfaces, the application of which gives an attractive appearance to the painted walls. It is suitable for modern environments that require elegance or rustic style, both for public places and private homes. BK-Rustic can be washed after three weeks of application, it is characterized by good vapour permeability and is non-flammable. It does not contain solvents and pigments that contain lead and chromium. BK-Rustic is available in two techniques: BK-Rustic Art Style 1 and BK-Rustic Art Style 2. BK-Rustic Art Style 1 is obtained by applying a base that is tinted in the desired shade according to the Bekament Rustic tone chart, and then applied to the tinted BK-Deco Acryl foundation C43. BK-Rustic Art Style 2 is obtained by applying a non-tinted base on a BK-Deco Acryl base which is tinted in the desired shade according to the Bekament Rustic tone chart.

Preparation and application: The substrate on which the mass is applied must be firm, clean and dry, without loose joints, greasy stains, etc. Suitable substrates are all surfaces levelled with BK-GletEx Universal or BK-GletEx Acryl. Smoothed surfaces should be coated with BK-Deco Acryl primer (drying time min. 6 h). After toning, the mass is mixed slowly, by hand, and after that, the product is ready for use. The product prepared in this way must be used within 15 days. It is applied with a DECOR brush in one or, if necessary, in two layers (for the needs of greater fullness), in all directions. When the applied material starts to dry (20-30 minutes after application), light ironing and smoothing are started using Hoble stainless steel 20x8 cm. Ironing can be done in the diagonal direction or all directions, depending on the desired effect. The coating is completely dry after 24 hours. The primer drying time is min. 6 h. see the product data sheet for detailed instructions.

Consumption: About 0,15-0,25 l/m², depending on the application technique.

Shelf life and storage: 24 months in the original packaging. Store at temperatures from + 5°C to + 25°C, protected from sunlight and frost.

Package: 2,5 l

BK-Concrete Style

Decorative mineral mortar with concrete effect for interior walls



Use: Mineral thin-layer decorative mortar intended for the protection and decoration of interior wall surfaces and gives the visual effect of fresh concrete. It is characterized by good adhesion to the substrate, exceptional workability and high strength.

Preparation and application: The surface on which the mortar is applied must be firm, dry and clean, without loose joints and greasy stains. Before applying the decorative plaster, coat the substrate with BK-Grund Universal. In the case of highly absorbent substrates, it is recommended to coat with BK-Nivelator, while in the case of weak and dilapidated substrates, the surface must be coated with BK-Penetrat before applying the mortar. The drying time of the substrate before applying the mortar is min. 12 h. The preparation of the material is done by adding 20 kg of powder in 6-6.5 l of water, with constant stirring until complete homogenization. Leave the mass to stand for 10 minutes, then stir again to obtain a mixture of suitable density. Apply the mortar in two layers, using a stainless steel trowel. Apply the first layer evenly, in order to get as flat a surface as possible. The second layer applied to the dried first layer. The total thickness of the layers should be about 1.5-2.0 mm. The desired texture is created immediately after applying the second layer of mortar, using a steel trowel with rounded edges or using a BK-Travertino comb. The final treatment is approached in 15-20 minutes after applying another layer, i.e. as soon as the material begins to dry. Subsequent painting of BK-Concrete Style mortar is done with a transparent coating of BK-Velatura. In the case of work at high temperatures as well as in the case when the mortar has been dried for a long time, it is recommended to pre-coat the surface with BK-Penetrat. If you do not want to change the color of the plaster, BK-Concrete Style can be protected with BK-Aquaphobe. See product data sheet for more detailed instructions.

Temperature of application: The air and substrate temperature during installation should be in the range of +5 °C to +30 °C. After 6 h of drying under normal conditions (T = + 23-25 °C, 50-60% r.v.v.) the mortar is dry to the touch, and after 24 h it can be painted.

Consumption: About 2.0-2.5 kg/m² depending on the technique and thickness of the coating.

Shelf life and storage: 18 months in the original packaging. Store at a temperature of + 5 °C to + 25 °C, in a dry and ventilated room.

Package: 20 kg

BK-NovaEra

Decorative paint with antique effect for interior walls

Use: Acrylic vapor permeable paint for interior decoration. All surfaces leveled with BK-GletEx Universal or BK-GletEx Acryl are appropriate. Painted surfaces are resistant to wet wiping.

Shades: White+shades in accordance with BK-Nova Era color chart.

Preparation and application: Before applying the decorative paint, the leveled surfaces should be coated with BK-Deco Acryl primer (drying time min. 6 h). It is usually applied with a paint brush, in two layers. The final appearance is achieved by flattening with a plastic hand fan. Optimum application temperature: from +8°C to +35°C. The time required for drying until applying the subsequent coat is min. 4-6 h. The coat is completely dry after 24 h. Mixing is done exclusively by hand. See product datasheet for more detailed instructions.

Consumption: About 0,20-0,30 l/m² for a single coat.

Shelf life and storage: 12 months in original sealed packing. Store at temperatures from +5°C to +25°C, protected from direct sunlight and frost.

Package: 2,5 l



BK-NovaEra Exclusive

Decorative paint with antique effect for interior walls

Use: Acrylic vapor permeable paint for interior decoration. All surfaces leveled with BK-GletEx Universal or BK-GletEx Acryl are appropriate. Painted surfaces are resistant to wet wiping.

Shades: Gold, silver and bronze.

Preparation and application: Before applying the decorative paint, the leveled surfaces should be coated with BK-Deco Acryl primer (drying time min. 6 h). After applying the primer, BK-Gold or BK-Crystal should be applied in the desired shade, and after drying the paint BK-NovaEra Exclusive can be applied. The paint is applied with a paint brush, usually in one coat. The final appearance is achieved by flattening with a plastic hand fan. Optimum application temperature: from +8°C to +35°C. The time required for drying until applying the subsequent coat is 4-6 h. The coat is completely dry after 24 h. See product datasheet for more detailed instructions.

Consumption: About 0,20-0,30 l/m² for a single coat.

Shelf life and storage: 12 months in original sealed packing. Store at temperatures from +5°C to +25°C, protected from direct sunlight and frost.

Package: 1 l



BK-Velatura

Transparent coating for decorative techniques

Use: Semi-transparent acrylic paint with silicone additives intended for special effects in various decorative techniques. Recommended for indoor and outdoor use. The coating is resistant to wet wiping.

Shades: According to BK-Velatura color chart.

Preparation and application: The surface to which compound is applied must be solid, clean and dry. BK-Velatura is a ready-to-apply material. Stir the mixture gently. In case of application on highly absorbent surfaces (eg BK Travertino), it is necessary to pre-impregnate the surface with BK-Penetrat in order to reduce and equalize the absorbency. The material is applied with a long-haired brush, roller or sponge gradually on smaller areas of 1-2 m². The final look is achieved by wiping with a sponge while the material is still wet. Optimal operating temperature from +5°C to +30°C. The coating is completely dry after 24 hours. See product datasheet for more detailed instructions.

Consumption: Approximately 0,05-0,10 l/m², depending on the application technique.

Shelf life and storage: 18 months in original sealed packing. Store at temperatures from +5°C to +25°C, protected from direct sunlight and frost.

Package: 1 l



BK-Velatura Exclusive

Semi-transparent coating for decorative techniques

Use: Semi-transparent, washable, acrylic coating intended for obtaining special effects in various decorative techniques (BK-Travertino, BK-Natura, BK-Concrete Style). Recommended for indoor use.

Shades: Silver, gold and silver&gold.

Preparation and application: The substrate on which the paint is applied must be firm, clean and dry. In case of application on highly absorbent surfaces (e.g. BK-Travertino) one needs to pre-impregnate the surface with BK-Penetrat or BK-Ultra Prime in order to reduce and equalize the absorbency. BK-Velatura Exclusive is a coating prepared for application, and if necessary it can be diluted with water up to 20% (0.2 l of water for 1 l of product). Stir the mass gently before use. The material is applied with a long-haired brush, roller or sponge gradually on smaller areas of 1-2 m². While the material is still in paste form, remove the excess material with a sponge or a hard plastic spatula, depending on the decorative technique that is coated. Drying time between layers of BK-Velatura Exclusive is 4-6 h. The air and substrate temperature during installation should be in the range of +5 °C to +30 °C. The paint is dry to the touch after 6-8 hours depending on the conditions, while the complete resistance of the film is achieved after 3 weeks. See product datasheet for more detailed instructions.

Consumption: Approximately 0,06-0,12 l/m², depending on the application technique.

Shelf life and storage: 18 months in the original packaging. Store at temperatures from +5°C to +25°C, protected from sunlight and frost.

Package: 1 l







BEKAMENT[®]

The power is in our hands

PROTECTART

PRODUCTS FOR
WOOD AND METAL



PROTECTART

PRODUCTS FOR WOOD
AND METAL

BK-Protecta

Biocidal agent for wood protection



Use: Liquid biocidal agent – primer, water-based, for wood treatment, for preventive protection. It contains active substances that provide effective protection of wood against wood destroying mold, mildew that provokes the discoloration of wood and insects that attack wood. BK-Protecta primer very easily penetrates through the pores of wood, thus protecting the deep layers of the wood. This product regulates the moisture content of the wood and ensures the good adhesion of subsequent coatings. The coating can be applied on wooden surfaces outdoors, that are not in direct contact with soil or water. It is suitable for use on wooden façade surfaces, joinery (internal and external parts), wooden garages, blinds and fences on terraces. It is odorless after drying.

Preparation and application: The coating should not be diluted before use; it should be just stirred well. Apply with a synthetic brush along the wood grain, by spraying or immersing the wood into the liquid. Apply in 2-3 coats, with a gap of 4 to 6 hours of drying under normal conditions (23°C and 50-60% r. h.). Low temperatures, increased humidity and some components of the wood may increase the drying time. See product datasheet for more detailed instructions.

Application temperature: From +5°C to +30°C. Do not work under direct sunlight, rain or strong wind.

Shelf life and storage: 18 months in original sealed packing. Store at temperatures from +5°C to +25°C, protected from direct sunlight and frost.

Consumption: Approximately 0,12 l/m² depending on the hardness of the wood.

Package: 650 ml



WOOD

For Wood



Preventive protection of mold



Preventive protection against wood parasites



Wood Protect



BK-AquaPrimer Wood base coat



For Wood



Excellent Tannin Blocking



Eco Friendly



Consumption

Use: Eco-friendly base coat for wood. It provides excellent blockage of the penetration of tannin and other water-soluble substances from the wood into the surface layers of the coating, especially in the case of oak, beech, chestnut, etc. The product is suitable for the protection of exterior and interior wood elements: windows, doors, blinds, garden joinery, log cabins, fences and the like.

Preparation and application: The wooden surface for application must be dry, clean and sanded, and the unevenness filled with mass. The compound should be homogenized well before use, and if necessary, it can be diluted with water up to 5% (0,03 l water) for application with brush or roller, and up to 10% (0,06 l water), if applied by spraying. Before the first painting, it is recommended to protect wooden elements from external influences from the effects of mold, mildew and parasites by applying BK-Protecta. Old, preserved coatings should be sanded with sandpaper. Coatings in poor condition must be completely removed. BK-AquaPrimer is applied in 1-2 coats. Apply 2 coats on soft, knotty wood and hardwoods with a high content of tannin such as oak, chestnut, walnut, beech, etc. Particular attention should be paid to the nodes, so that the paint penetrates deep into any cracks. Before applying the second coat, it is necessary to gently sand the completely dried surface of the wood to cut the raised fibers of the wood. Due to the fast drying, it is recommended to apply in strips without interruption, and spread the possible drops quickly to avoid their drying. The drying time between coats is 4 h in normal conditions (23 °C and 50-60% r. h.). As the dilution increases, the coverage of the coating and the ability to prevent the penetration of tannins and other water-soluble substances decreases. See product datasheet for more detailed instructions.

Application temperature: From +5°C to +30°C. Do not work under direct sunlight, rain or strong wind, and relative humidity >80 %.

Shelf life and storage: 18 months in original sealed packing. Store at temperatures from +5°C to +25°C, protected from direct sunlight and frost.

Consumption: 0,06-0,08 l/m² for one coating, depending on the type of wood.

Package: 650 ml

BK-WoodPrime Classic Wood base coat



For Wood



Drying time



Consumption

Use: Alkyd (oil) based primer with the addition of pigments, fillers and additives. It can be used as a primer for BK-EmajlClassic.

Preparation and application: The surface must be degreased, cleaned and dry. Roughness on the surface fill with mass and lightly sand before applying the paint. Before use, it is necessary to mix the compound thoroughly first and then dilute it with BK-Classic oil-based thinner up to a maximum of 5%. Apply paint in two coatings. Drying time between coatings should be 12-24 hours. Apply with brush, roller or spray. See product datasheet for more detailed instructions.

Application temperature: From +5°C to +30°C. Do not work under direct sunlight, rain or strong wind.

Shelf life and storage: 36 months in original sealed packing. Store at temperatures from +5°C to +25°C, protected from direct sunlight and frost.

Consumption: 0,093-0,125 l/m² can be coated in one coat.

Package: 750 ml

BK-MetalPrime Classic

Base coat for metal



Use: One-component coating for basic protection of steel structures and metal surfaces from corrosion in interior and exterior. It is used independently or combined with BK-EmajlClassic.

Preparation and application: The surface must be degreased, cleaned and dry. Before use it is necessary to mix the compound well first and then dilute with BK-Classic oil thinner up to a maximum of 10% (75 ml). Apply with brush, roller or spray in 1-2 coats. Apply the next coat after 24 hours. See product data sheet for more detailed instructions.

Application temperature: From +5 to +25°C. Do not work under direct sunlight, rain or strong wind.

Shelf life and storage: 36 months in original sealed packing. Store at temperatures from +5°C to +25°C, protected from direct sunlight and frost.

Consumption: 0,100-0,125 l/m² or single coat application.

Package: 750 ml



METAL

For Metal



Anti Corrosive

Anti Corrosive



Drying time

Dry: 24h +20°C



Consumption

750 ml - 6-7,5 m²

BK-MetalPrime Nitro

Base coat for metal

Use: Anticorrosive paint used for protection of metals as a base coat for BK-NitroEmajl, for interior and exterior use.

Preparation and application: Before use, mix well first and then dilute with BK-Nitro Extra thinner as needed. Apply in 1-2 coats. Apply the next coat after 6 hours. Apply with brush or spray. See product data sheet for more detailed instructions.

Application temperature: From +5 to +25°C. Do not work under direct sunlight, rain or strong wind.

Shelf life and storage: 36 months in original sealed packing. Store at temperatures from +5°C to +25°C, protected from direct sunlight and frost.

Consumption: 0,100-0,125 l/m² or single coat application.

Package: 750 ml



METAL

For Metal



Anti Corrosive

Anti corrosive



Drying time

Dry: 6h +20°C



Consumption

750 ml - 6-7,5 m²

BK-AquaLasur Transparent wood coating



For Wood



Eco Friendly



Consumption



Tinting on the Mix system

Use: Transparent water-based coating for the decoration and protection of wood in internal and external environments. Suitable for decorative protection of: windows, doors, blinds, garden joinery, log cabins, fences and the like. High-quality resin in synergy with UV absorbers and wax ensures the optimal protection of wood from the effects of UV rays, moisture and other external influences. The product has no unpleasant odor.

Shades: Colorless, pine, oak, larch, teak, rosewood, walnut, green, mahogany and ebony + shades according to color chart BK-AquaLasur.

Preparation and application: The compound should be homogenized well before use, and if necessary, it can be diluted with up to 5% of water if applied by brush or roller, or up to 10%, if applied by spraying. BK-AquaLasur is applied in 2 coats. Before the first layer, it is recommended to protect wooden elements exposed to precipitation and other weather influences from the effects of mold, mildew and parasites by applying BK-Protecta. Drying time between layers is 4-6 h under normal conditions (23 oC and 50-60% r.v.v.). Before applying the second layer, it is necessary to lightly sand the completely dried surface of the wood. See product data sheet for detailed instructions. Note: As the dilution increases, the transparency of the coating increases. Pre-assemble different batches of products. The color of the wood has an effect on the color of the top coat. See product datasheet for more detailed instructions.

Application temperature: From +5°C to +30°C. Do not work under direct sunlight, rain or strong wind.

Shelf life and storage: 18 months in original sealed packing. Store at temperatures from +5°C to +25°C, protected from direct sunlight and frost.

Consumption: 0,06-0,08 l/m² for single coat application, depending on the type of wood.

Package: 650 ml

BK-LasurClassic Thin-layer transparent coating for wood



For Wood



Drying time



Consumption

Use: A thin, transparent coating for the protection of wood in the interior and exterior (windows, doors, fences, paneling). Protects wood from water and atmospheric influences and gives it the desired aesthetic characteristics.

Shades: Colorless, White, Yellow, Pine, Oak, Chestnut, Teak, Rosewood, Walnut, Green, Mahogany and Ebony.

Preparation and application: The wooden base must be dry, well sanded and clean. Mix well before use. It is applied with a brush in the interior in 1-2 layers, and in the exterior in 2-3 layers. Reapply after 12-24 hours. See product datasheet for more detailed instructions.

Application temperature: From +5°C to +30°C. Do not work under direct sunlight, rain or strong wind, and relative humidity >80 %.

Shelf life and storage: 36 months in original sealed packing. Store at temperatures from +5°C to +25°C, protected from direct sunlight and frost.

Consumption: 0,08-0,10 l/m² for single coat application, depending on the type of wood

Package: 750 ml

BK-LasurGold

Thick-layered transparent coating for wood



WOOD

For Wood



Dry:
12-24 h
+20°C

Drying time



750 ml -
6-8m²

Consumption



Long lasting
protection

Long lasting
protection

Use: Long-lasting lacquer coating made of alkyd resins, UV-stable pigments, solvents and organic waxes. It is especially suitable for severe atmospheric conditions (cold-warm) because the coating is able to effectively follow the movement of wood without cracking, and the wax content stops water from penetrating the wood and increases the durability of the wood.

Shades: Colorless, white, pine, oak, chestnut, teak, rosewood, walnut, green, mahogany, and ebony.

Preparation and application: The wooden base must be dry, well sanded and clean. It is obligatory to put BK-LasurClassic on the new wood as a base, and to paint the wood that has already been painted with the old coatings. Due to its density, BK-LasurGold does not need to be diluted, but rather warmed until diluted. The interior work should be coated in a single coat and the exterior in two coats. Drying time between coats is 12-24h. See product datasheet for more detailed instructions.

Application temperature: From +5°C to +25°C. Do not work under direct sunlight, rain or strong wind, and relative humidity >80 %.

Shelf life and storage: 36 months in original sealed packing. Store at temperatures from +5°C to +25°C, protected from direct sunlight and frost.

Consumption: 0,093-0,125 l/m² for single coat application.

Package: 750ml



BK-NitroEmajl

Covering coating for wood and metal



Use: Universal coating for decoration and protection of metal and wooden surfaces in the interior and surfaces not directly exposed to atmospheric influences in the exterior.

Color: White, ivory, ocher, light brown, dark brown, gray, black, light blue, dark blue, light green, dark green, yellow, orange, red, rotten cherry, white matte, black matte, gold, copper, silver.

Preparation and application: The compound should be mixed well before use. BK-NitroEmajl is applied in two layers. Apply the next coat after 4-6 hours. Apply with brush, roller or gun. See product datasheet for more detailed instructions.

Application temperature: From +5 to +25°C. Do not work under direct sunlight, rain or strong wind.

Shelf life and storage: 36 months in original sealed packing. Store at temperatures from +5°C to +25°C, protected from direct sunlight and frost.

Consumption: 0,11-0,14 l/m² for single coat application.

Package: 750 ml; 20 l



For Wood and Metal



Drying time



Consumption



BK-EmajlClassic

Covering coating for wood and metal

Use: Universal, anti-corrosion coating on alkyd (oil) base intended for decoration and protection of metal and wood, in interior and exterior (construction joinery, fences, gates, metal structures).

Color: White, Ivory, Yellow, Ocher, Orange, Red, Rotten Cherry, Light Brown, Dark Brown, Light Green, Dark Green, Light Blue, Dark Blue, Gray, Black, Silver, Gold and Copper.

Preparation and application: The surface must be dry, sanded and cleaned. Before use, it is necessary to mix the mass well first, and then dilute with BK-Classic oil thinner up to a maximum of 5% (37.5 ml for a package of 750 ml, 1 l for a package of 20 l). Apply with brush, roller or spray over BK-MetalPrime Classic or over BK-WoodPrimer Classic in 1-2 coats. Apply the next layer after 24 hours. See product datasheet for more detailed instructions.

Consumption: 0,11-0,14 l/m² for single coat application.

Package: 750 ml



For Wood and Metal



Drying time



Consumption

BK-AquaEmajl

Covering coating for wood and metal



For Wood and Metal



Eco friendly



Consumption



Tinting on the Mix system

Use: Universal glossy water-based coating for wood and metal. It is suitable for the decoration and protection of wood in exterior and interior, as well as for coating of inner metal surfaces under less load. It is suitable for the decorative protection of windows, doors, blinds, garden joinery, fences and the like. High-quality resin in synergy with UV-stable pigments, provides the optimal protection of wood from the effects of UV rays, moisture and other external influences. The product has no unpleasant odor.

Color: White, ivory RAL 1015, yellow RAL 1018, ocher, red RAL 3020, brown RAL 8017, blue RAL 5017, green RAL 6001, gray RAL 7001 and black RAL 9005 + shades according to RAL tons of cards.

Preparation and application: The application surface must be dry, clean and sanded, and cracks and cavities in the wood filled with the mass. Before use, homogenize the mass well, if necessary dilute with water up to 5% for application by brush or roller, up to 10% if applied by spraying. Before first painting, it is recommended to protect wooden elements from external influences from the effects of mold, mildew and parasites by applying BK-Protect. Before applying the final coating, it is necessary to apply BK-AquaPrime primer and then BK-AquaEmajl in two layers. Drying time between layers is 4-6 h under normal conditions (23 oC and 50-60% r. V. V.). See product data sheet for more detailed instructions.

Consumption: 0,06-0,08 l/m² for single coat application.

Package: 650 ml



BK-Metalux 3in1 3in1 metal coating



Use: Fast drying paint for metal that replaces anti-corrosion coat, primer and finish paint. It contains small metal chips that give the treated surface a specific relief structure. It is ideal for painting wrought iron while giving ordinary metal the appearance of wrought iron. Simultaneously, it eliminates imperfections in the form of bumps on the metal. It can also be used for painting wood, plastic and galvanized metal (without primer).

Shades: white, gray, gold, green, burgundy, black

Preparation and application: The metal surface on which the paint is applied does not require special cleaning from corrosion. It is necessary to remove the coarsest crumbly layer of rust and degrease and clean the metal well and then apply the paint. Before use, it is necessary to first mix the mass well, it does not dilute when applied with a brush, while when using a gun, it is diluted with a BK-RX thinner up to a maximum of 5% (37.5 ml). Apply the paint in two layers, the first by shading and the second layer more fully so that the thickness of the coating is 120 µm, which is enough to stop further penetration of corrosion. The second layer should be applied no later than 7 hours after applying the first layer. The paint can be applied by brush, roller or spray (nozzle opening, ø 2.5 mm). See product datasheet for more detailed instructions.

Application temperature: From +5 to +30°C. Do not work under direct sunlight, rain or strong wind.

Shelf life and storage: 36 months in original sealed packing. Store at temperatures from +5°C to +25°C, protected from direct sunlight and frost.

Consumption: 0,090-0,095 l/m² for single coat application.

Package: 750 ml

BK-Metal 3in1 3in1 metal coating



Use: Fast drying paint for metal that replaces anti-corrosion coat, primer and finish paint. It provides good coverage, spreading and filling. It is characterized by exceptional hardness, elasticity, adhesion, shock resistance and weather protection.

Shades: Yellow RAL 1018, red RAL 3001, rotten cherry RAL 3011, red RAL 3020 dark blue RAL 5013, light blue RAL 5017, light green RAL 6002, dark green RAL 6005, gray RAL 7011, light brown RAL 8015, dark brown RAL 8016, black RAL 9005, white RAL 9016, silver RAL 9006, gray RAL 7038.

Preparation and application: If necessary, dilute the paint with BK-RX thinner and apply it in 2 coats. Apply the first coat in the form of shading and the second coat fuller so that the thickness of the coating is 120 microns, which is sufficient to stop further penetration of corrosion. BK-Metal 3in1 paint which greatly adheres to old paint, and can be used to paint wood and plastic. It can also be applied directly to degreased galvanized sheets (without using primers). See product datasheet for more detailed instructions.

Application temperature: From +5 to +30°C. Do not work under direct sunlight, rain or strong wind.

Shelf life and storage: 36 months in original sealed packing. Store at temperatures from +5°C to +25°C, protected from direct sunlight and frost.

Consumption: 0,100-0,105 l/m² for single coat application.

Package: 750 ml

BK-Marine

Boat varnish



Use: High gloss colorless coating intended for the protection of wood in interior and exterior (windows, doors, fences, paneling, deckings, boats, etc.). It is resistant to water, mechanical and atmospheric influences.

Preparation and application: The wooden base must be dry, well sanded and clean. Apply in 1-2 coats. It is diluted with BK-Classic oil thinner. Apply the next coat after 24 hours. Apply with brush, roller or spray. See product datasheet for more detailed instructions.

Application temperature: From +5°C to +30°C. Do not work under direct sunlight, rain or strong wind

Shelf life and storage: 48 months in original sealed packing. Store at temperatures from +5°C to +25°C, protected from direct sunlight and frost.

Consumption: 0,083-0,100 l/m² for single coat application.

Package: 750 ml



WOOD

For Wood



Dry:
24 h
+20°C

Drying time



750 ml -
7,5-9 m²

Consumption



BK-Thermostabil Thermostable coating



Use: Thermostable coating resistant to temperatures up to 600°C made on the basis of synthetic resins and solvents. It is used for boilers, stovepipes, stoves, radiators, power lines, car exhausts and the like.


Preparation and application: The substrate must be degreased, cleaned and dry. Before use, mix well first and dilute with BK-Nitro Extra thinner if necessary. Apply in 1-2 coats. Apply the next layer after 24 hours. It is applied with a brush, roller or gun. See product data sheet for more detailed instructions.

Application temperature: From +8°C to +35°C. Do not work under direct sunlight, rain or strong wind.

Shelf life and storage: 48 months in original sealed packing. Store at temperatures from +5°C to +25°C, protected from direct sunlight and frost.

Consumption: 0,100-0,125 l/m² for single coat application.

Package: 750 ml



BK-Thermalux Coating for radiators



Use: It is used for decorative protection of radiators and similar metal heating surfaces. It is made on the basis of alkyd resins, organic and inorganic pigments, solvents and additives that increase temperature resistance. It is resistant to wear and temperature up to 120°C.

Preparation and application: The substrate must be degreased, cleaned and dry. Apply BK-Thermalux over the dried layer of BK-MetalPrime Classic base paint. The paint is applied by brush, roller or spray in 1-2 coats. Apply the second layer after drying for 24 hours. Dilute to the desired viscosity with BK-Classic oil thinner. Depending on the ambient temperature, the coating is dry to the touch after 4 hours, and the film reaches full hardness after 72 hours. See product datasheet for more detailed instructions.

Shelf life and storage: 48 months in original sealed packing. Store at temperatures from +5°C to +25°C, protected from direct sunlight and frost.

Consumption: 0,125 l/m² or single coat application.

Package: 750 ml





BK-RX

Thinner for 3in1 coatings

Use: The product is intended for thinning anti-corrosion and primer finishes for metal (BK-Metal 3in1 and BK-Metalux 3in1). See product data sheet for more detailed instructions.

Shelf life and storage: 36 months in original sealed packing. Store at temperatures from +5°C to +25°C, protected from direct sunlight and frost.

Package: 500 ml



BK-Nitro Extra

Nitro thinner for thinning nitro paints and varnishes

Use: The product is intended for the dilution of nitro paints and varnishes. See product data sheet for more detailed instructions.

Shelf life and storage: 36 months in original packaging, away from heat sources and direct sunlight

Package: 500 ml; 900 ml



BK-Nitro

Nitro thinner for washing the tools and accessories

Use: The product is intended for washing tools/accessories as well as for degreasing surfaces. For more detailed instructions see technical product sheet.

Shelf life and storage: 36 months in original packaging, away from heat sources and direct sunlight

Package: 500 ml; 900 ml



BK-Classic

Oil thinner

Use: BK-Classic is an oil thinner intended for diluting paints and varnishes on an alkyd (oil) basis, as well as for washing tools / accessories. For more detailed instructions see technical product sheet.

Shelf life and storage: unlimited in original packaging, away from heat sources and direct sunlight.

Package: 500 ml; 900 ml

WOOD IMPREGNATION

WOOD COATING

METAL COATING

TRANSPARENT WOOD COATING COAT

WOOD AND METAL COATING

3U1 COATINGS

SPECIAL PURPOSE PRODUCTS

THINNER



BEKAMENT[®]

The power is in our hands

SEALFIX | PRODUCTS FOR SEALING AND GLUING



SEALFIX

PRODUCTS FOR
SEALING AND GLUING

BK-Silicon Sanitar

Sanitary silicone sealant



Use: Acetate-based sealant. For sealing all joints and critical points in the bathroom, kitchen, toilet, etc. For outdoor and indoor use. Resistant to aging, shrinkage, cracking, color change, mold and water. It is not colored. Good adhesion to ceramics, glass, enamel and tiles. Do not apply on metals subject to corrosion, concrete, cement, mortar and natural stone, due to the evaporation of acid.

Shades: White, black, gray, manhattan, beige, jasmine, transparent.

Preparation and application: Thoroughly clean the joint, press the silicone evenly and level it. Resistant to temperatures from -40 ° C to + 120 ° C. See the product data sheet for detailed instructions.

Application temperature: from +5°C to +40°C.

Storage: Store at temperatures from +5°C to +25°C, protected from direct sunlight and frost.

Package: 280 ml



Mould resistant



BK-AcrylKit Acrylic sealant



Use: For sealing cracks in walls. It provides an excellent resistance to weather conditions. It is used for sealing joints between walls and windows / doors / shutters and cracks in the walls. It provides excellent adhesion to most building materials such as: plaster, concrete, wood and others. Perfectly adheres without primers, even on damp substrates. Suitable for indoor and outdoor use. It can be overcoated. Paint based on water and synthetic colors. It does not cause corrosion on metals.

Preparation and application: Clean the joints well, cover the edges with adhesive tape. The acrylic should be applied evenly and then leveled. Remove the tape immediately after that. Resistant to temp. from -20°C to +75°C. See product datasheet for more detailed instructions.

Application temperature: From +5°C to +40°C.

Storage: Store in a dry place in original packaging at +5°C to +25°C, protected from sunlight and freezing.

Package: 280 ml



Can be painted

BK-Silicon Universal Universal silicone sealant



Use: The multi-purpose, acetate-based silicone sealant hardens in the presence of moisture. For sealing windows and doors, glass bricks, sinks, walls, and ceramic kitchen floors. For indoor and outdoor use. Resistant to aging, different weather conditions and chemical effects, shrinkage and cracking. Good adhesion to glass, porcelain, tiles, metal and hard PVC. Do not use for aquariums because it contains fungicide. Do not apply on metals subject to corrosion, concrete, cement, mortar and natural stone, due to the evaporation of acid. For external and internal use.

Shades: White, black, transparent.

Preparation and application: Thoroughly clean the joint, press in evenly the silicone and flatten it. For detailed instructions see product data sheet.

Application temperature: from +5°C to +40°C. Resistant to temperatures from -40°C to +120°C.

Storage: Store in a dry place in original packaging at +5°C to +25°C, protected from sunlight and freezing.

Package: 280 ml



Outdoor/indoor use

BK-Silicon Neutral PROFI

Neutral silicone sealant



Use: A multi-purpose, neutral, silicone sealant cures in the presence of moisture and forms a durable, resilient rubber. For permanently elastic sealing of glass, construction and sanitary joints with a maximum joint displacement of up to 25%.

Shades: white, transparent.

Preparation and application: A good joint is one that can withstand the displacement of boundary adjacent elements. The depth of the joint should always be in exact proportion to the width of the joint. As a general rule, the ratio of the depth of joint to width is 1:1 with maximum joint width of 10 mm, and minimum of 5 mm. For joints wider than 10 mm, the ratio is: width / 3 + 6 mm. Cannot be colored. It is recommended to cover the edges of the joint with adhesive tape to prevent damage to the surfaces to be painted caused by silicone. See product datasheet for more detailed instructions.

Application temperature: From +5°C to +40°C.

Storage: Store in a dry place in original packaging at +5°C to +25°C, protected from sunlight and freezing.

Package: 280 ml



UV resistant

BK-SuperFlex PU

Polyurethane sealant and adhesive



Use: High quality one-component polyurethane-based sealant for sealing and bonding. Bonding of panels, wall trims and window sills. Sealing of expansion joints in almost all building structures. Sealing of joints on concrete, natural stone, wood, iron, aluminum, zinc, enamel, ceramic and PVC, indoors and outdoors. Permanently elastic in all climate conditions. Colored after the sealant has dried completely.

Shades: White, gray, brown, black.

Preparation and application: The surfaces must be clean and dry, free of dust and grease, and if necessary use a primer. When filling joints, take care to prevent air being trapped. Air trapped while filling joints may expand and distort the sealed surface. See product datasheet for more detailed instructions.

Application temperature: From +5°C to +40°C.

Storage: Store in a dry place in original packaging at +10°C to +35°C, protected from sunlight and freezing.

Pakovanja: 300 ml



Can be painted

BK-AnchorFIX

Anchoring compound



Pogodan za različite
podloge


Use: Quick-setting anchoring compound based on styrene-free polyester resins for indoor and outdoor use. It is used for anchoring all surface temperatures up to 35°C. It is easily used when anchoring concrete, blocks, natural stone and solid bricks. Particularly suitable for high loads when installing anchors for continuing concreting, for fixing anchors in concrete elements, or forming a new structural element made of steel. It has high strength of anchored materials without tensile pressure. Suitable for M8 to M24 bars.

Preparation and application: Drill the desired number of holes and remove dust with an air pump and brush. Place the container on the gun and attach the mixing nozzle. Squeeze about 10 cm of mass from the side until an even color is achieved, then squeeze the mass into the hole and screw in the anchoring element. When used on hollow materials, it is necessary to use plastic or metal dowels and fill the opening completely with mass. It is not necessary to use dowels when anchoring in solid materials, but it is necessary to fill up to 1/3 or 1/2. Warning: Do not drill the bag in the container, but put it in the container and pierce it by pressing the plunger. See product data sheet for more detailed instructions.

Application temperature: From +5°C to +35°C.

Storage: Store at temperatures from +5 °C to +25 °C, protected from direct sunlight and frost.

Pakovanja: 300 ml





MS Polymer

HD Polymer

BK-UltraX

Universal elastic adhesive for sealing

Use: BK-UltraX is a high quality, professional and universal hybrid technology based sealant and adhesive that cures in the presence of moisture and forms a durable, elastic rubber. It is suitable for use as a sealant for all joints, cracks, rough work in construction and industry on almost all surfaces. Can be used as universal structural adhesive for metal, synthetic materials, concrete, wood and joinery (cars, boats, campers, trailers, steel, facades, window frames, furniture, interior decoration, stands, sandwich panels, prefabricated panels, road and bridge structures etc.). It is suitable for sealing joints in sanitary facilities, as well as for sealing and bonding in cold stores and near food.

Shades: white, gray.

Preparation and application: The surface must be firm, clean and dry, without loose parts, greasy stains etc. Use the BK-UltraX in a 'ventilation mode' in vertical strips with 10-20 cm gaps between strips. Do not apply punctually! The BK-UltraX can be painted over both by water-based and most two-component paints. Synthetic colors will dry more slowly. After hardening, it is resistant to temperatures between -40°C and 90°C. See product datasheet for more detailed instructions.

Application temperature: From +5°C to +40°C.

Storage: Store in a dry place in original packaging at +5°C to +25°C, protected from sunlight and freezing.

Package: 290 ml



Highly flexible

BK-Instant FIX

Immediate effect adhesive

Use: High quality adhesive with high initial adhesion based on hybrid technology. It hardens in the presence of moisture and forms a durable and elastic rubber. Universal adhesive for gluing various building materials such as: stone, concrete, mirror, glass, gypsum boards, PU, PVC, polyester, plastic, enamel, ceramics, copper, lead, zinc, aluminum, metals, stainless steel, wood, laminate And cement fiber boards. Adhesive for metal structures for bodywork, shipping, transport and steel.

Preparation and application: Apply the "V"-shaped tip and make vertical and parallel strips with a small distance between them. For maximum strength leave a 2-3 mm distance between the materials, thus ensuring a good ventilation. Do not apply glue in spots! After hardening, it is resistant to temperatures between -40°C and 90°C. See product datasheet for more detailed instructions.

Storage: Store in a dry place in original packaging at +5°C to +25°C, protected from sunlight and freezing.

Package: 290 ml

BK-DecoFix Adhesive for montage

Use: For bonding decorative panels and hard foam ornaments. For bonding polystyrene and polyurethane foam on absorbent substrates. For sealing the angular joints of decorative panels.

Preparation and application: The surfaces must be clean, dry and firm. Apply the adhesive in the form of spots or lines (the surface must be completely bonded). The material must be positioned by sliding movements and firmly pressed. At least one of the surfaces must be porous, for the adhesive to get dry. See the product data sheet for detailed instructions.

Application temperature: From -5°C to +40°C.

Storage: Store in a dry place in original packaging at +5°C to +25°C, protected from sunlight and freezing.

Package: 280 ml



Can be painted





Consumption

BK-PUR EPS Kleber GUN

EPS boards polyurethane adhesive - gun applied

Use: One-component, low-expansion polyurethane foam specially developed for bonding light insulation materials and decorative elements made of polystyrene. Foam has a very good structure and excellent adhesion even at a temperature of + 5°C. BK-PUR EPS Kleber GUN is insoluble after hardening, resistant to mold, permanently elastic and can be plastered. It is used for highly efficient gluing and assembly of polystyrene elements (EPS, XPS, etc.), rigid polyurethane foam (PUR / PIR), gypsum-cardboard and cement-fiber boards on concrete, mortar and walls, as well as for filling joints between insulation boards.

Preparation and application: The surface must be solid, clean, free of grease and oil. Cover furniture and other surfaces that can get dirty. It is recommended to moisten dry substrates with water before applying the foam. When storing at low temperatures, we recommend that the dose be tempered for one hour at room temperature before use. Instructions for use: Attach to the application gun with NSB thread. Shake the dose well (at least 30 times). Determine the required amount with a closing screw. Adjust the flow of glue by rotating the screw at the end of the pipe. After use, rotate the screw clockwise on the end of the gun until the trigger can no longer be activated. Always keep a gun with a tube of glue attached to it. After the container with glue is emptied, carefully remove it, while the switch for releasing the remaining gas is pressed. When gluing polystyrene boards, apply foam on the area of the board with a deviation of 5 cm from the edge of the board, and inside the contour in successive strips with a distance of about 30 cm between them. The recommended diameter of the "stripes" applied with a gun is approx. 10-12 cm. Fixing the EPS boards in the final position is up to approx. 6-10 minutes, before the glue starts to form a crust. EPS panels at the bottom of the wall must be attached to the lower part, in order to avoid them slipping off the wall before the glue hardens (5-24 h). Recommended thickness is max. 4 cm when used for gluing EPS boards and for filling joints between EPS boards or EPS boards and walls. Cavities wider and deeper than 4 cm should be filled several times. Drying time between applications is 15-30 minutes. Lightly spray with water before each application. Use BK-PU Cleaner to remove uncured material. Immediately after use, clean all tools and equipment for applying the material with BK-PU Cleaner. Hardened material can only be removed mechanically. See product data sheet for more detailed instructions.

Application temperature: From +5°C to +35°C.

Storage: Store at temperatures from +5°C to +25°C, protected from direct sunlight and frost.

Package: 825 ml



Consumption

BK-PUR EPS Kleber

Polyurethane adhesive for EPS boards

Use: One-component low expansion polyurethane foam specially developed for the purpose of bonding light insulating materials and decorative elements made of polystyrene. It has a very good structure and provides excellent adhesion even at a temperature of +5°C. It adheres perfectly to concrete, plaster, masonry, wood, polystyrene, plasticized PVC, baked bricks and cable ducts. For very effective bonding and installation of insulation systems on vertical structures.

Preparation and application: Use on dry and dust-free surfaces. Cover all devices and any other surfaces, to prevent their soiling. When storing at low temperatures, we recommend that the dose be warmed for one hour at room temperature before use. The BK-Pur EPS Kleber is used by removing the cap and screwing the spray tube onto the top of the foam container. Shake container vigorously (at least 30 times) before use. When gluing polystyrene boards, apply the foam on the area of the board with a deviation of 2-4 cm from the edge of the board, and within the contour in parallel strips with a distance of about 30 cm between them. Repeat the same procedure with at least one strip in the middle along the length of the board. The recommended diameter of the "caterpillar" for gluing insulation components is approx is 3-4 cm. Lay the board against the wall and immediately press and align it with a long board. The surface of the board can be leveled up to approx. 20 minutes after gluing, depending on the ambient temperature (air and substrate). Use BK-PU Cleaner to remove uncured material. Attention!!! The PUR foam cleaner must not come into contact with polystyrene as it melts very quickly! Hardened material can only be removed mechanically. See product data sheet for detailed instructions

Application temperature: Od +5°C do +35°C.

Storage: Store at temperatures from +5°C to +25°C, protected from direct sunlight and frost.

Package: 825 ml

BK-PUR Premium GUN

Polyurethane foam for installation and bonding - gun applied



Low expansion

Use: Gun foam for gutters is a one-component structural polyurethane foam specially designed for the needs of maximum efficiency in low expansion with the possibility of use at temperatures up to +35°C. This foam has an excellent structure even at +5°C. Excellent adhesion to concrete, mortar, walls, wood, polystyrene, softened PVC, baked bricks and gutters. Filling cracks, installing window and door frames. Insulation of pipeline compositions, fastening of insulators and protective pipes in walls, etc. Insulation of pipeline systems, fastening of insulators and protective pipes in walls, quick installation of roofing and installation of roof channels.

Preparation and application: Use on dust-free and degreased surfaces. Cover devices and other surfaces to prevent them from getting dirty. Before applying, we recommend that you moisten dry substrates with water using a sprayer due to the better quality of the foam structure. Use the BK-Pur Premium Gun by screwing the can onto the NBS threaded gun. Shake the dose vigorously (at least 30 times). Fill large joints in several layers and moisten between each layer. The time required to pass between two coats of foam is 15-30 min. Dose sparingly, the volume of foam increases approximately two times after application times, however, the foam retains its shape upon final hardening. For cleaning guns and to remove foam residues use BK PU Cleaner, while the foam is still soft. Hardened foam can only be removed mechanically. See product datasheet for more detailed instructions.

Storage: Store in a dry place in the original packaged packaging at a temperature of +5°C to +25°C, protected from sunlight and freezing

Package: 750 ml

BK-PUR Premium

Low expansion polyurethane foam for montage



Low expansion

Use: Prefabricated foam for ducts is a one-component structural polyurethane foam specially designed for the needs of maximum efficiency with low expansion with the possibility of use at temperatures up to +35°C. This foam has an excellent structure even at +5°C. Excellent adhesion to concrete, mortar, walls, wood, polystyrene, softened PVC, baked bricks and gutters. Filling cracks, installing window and door frames. Insulation of pipeline systems, fastening of insulators and protective pipes in the walls, quick installation of the roof and installation of roof channels.


Preparation and application: Use on dust-free and degreased surfaces. Cover devices and other surfaces to prevent them from getting dirty. Before applying, we recommend that you moisten dry substrates with water using a sprayer due to the better structure of the foam. Use BK-Pur Premium foam by removing the cap and screwing the spray tube onto the top of the foam container. Shake the container vigorously (at least 30 times) before use. Fill large joints in several layers and moisten between each layer. The time it takes to pass between two layers of foam is 15-30 minutes. Dose sparingly, the volume of the foam increases approximately twice after application, however the foam retains its shape after final hardening. To clean and remove foam residue, use BK-PU Cleaner while the foam is still soft. Hardened foam can only be removed mechanically. See the product data sheet for detailed instructions.

Storage: Store in a dry place in the original packaging at a temperature of +5°C to +25°C, protected from sunlight and frost.

Package: 750 ml

BK-PUR Universal GUN

Polyurethane foam for mounting and gluing - gun applied



Good adhesion

Use: One-component gun foam, hardens with the help of moisture from the air. It is used for joints between walls, ceilings and floors, for circular joints around windows and doors. It adheres well to concrete, brick, stone, mortar, wood, metal and many plastics such as polystyrene foam, kurta PU foam and PVC.

Preparation and application: The surface must be solid, clean, free of grease and oil. Cover non-foam surfaces. Before applying, we recommend moistening dry substrates with water. Shake the dose vigorously (at least 20 times). Attach the NBS threaded gun to the upturned canister, then turn the canister upside down and apply the foam. To regulate the application of foam, use the valve on the back of the handle. Fill the cavity halfway, and in case of reduced humidity, lightly spray the foam with water and it will expand and fill the rest. To fix the window frames, use spacers and wedges to hold the frame in place for about 24 hours, until the foam is completely hardened. Joints wider and deeper than 4 cm should be filled in several layers. The time it takes to pass between two layers of foam is 15-30 minutes. For cleaning and removing debris foam use BK-PU Cleaner while the foam is still soft. The hardened foam can only be removed mechanically, after which the surface can be further treated with mortars or acrylic sealants. See the product data sheet for detailed instructions.


Application temperature: From +5°C to +35°C.

Storage: Store in a dry place in the original packaging at a temperature of +5°C to +25°C, protected from sunlight and frost.

Package: 750 ml

BK-PUR Universal

Polyurethane foam for montage and bonding



Good adhesion

Use: One-component PUR Foam, hardens with moisture. It is used for joints between walls, ceilings and floors, for circular joints around windows and doors. It adheres well to concrete, brick, stone, mortar, wood, metal and many plastics such as polystyrene foam, rigid PU foam and PVC.

Preparation and application: The surface must be solid, clean, free of grease and oil. Cover non-foam surfaces. It is recommended to moisten dry substrates with water before applying the foam. When temperatures are low, leave the foam at room temperature for at least one hour. Shake the canister before use (at least 20 times). Remove the plug and attach the straw to the valve. To apply the foam, turn the canister upside down and press the adapter. Fill the cavity halfway, and in case of reduced humidity, lightly spray the foam with water and it will expand and fill the rest. To fix the window frames, use spacers and wedges to hold the frame in place for about 24 hours, until the foam is completely hardened. Joints wider and deeper than 4 cm should be filled in several layers. The time it takes to pass between two layers of foam is 15-30 minutes. To clean and remove foam residue, use BK-PU Cleaner while the foam is still soft. Hardened foam can only be removed mechanically, after which the surface can be further treated with mortars or acrylic sealants. See the product data sheet for detailed instructions.

Application temperature: From +5°C to +35°C.

Storage: Store in a dry place in the original packaging at a temperature of +5°C to +25°C, protected from sunlight and frost.

Package: 250 ml; 500 ml; 750 ml

BK-PU Cleaner

PUR foam gun cleaner

Use: The PUR foam cleaner is a highly active cooler for rinsing the PUR foam gun and removing dirt and debris of fresh PUR foam.

Preparation and application: Fit the sprayer, spray the gun adapter until foam residues are removed. Remove the sprayer and screw the cleaner container onto the gun adapter. Press and hold the trigger of the gun until a clean liquid flows out. In the case of high soiling let the substance act for a few minutes. Spray the fresh residues of PUR foam directly and intensively using the sprayer. Remove the dissolved PUR foam with a cloth. Do not remove hardened foam with sharp objects from the gun. PU-foam cleaner can corrode or paint the substrate, so try it on a neutral substrate. See product data sheet for more detailed instructions.

Storage: Store at temperatures from +5°C to +25°C, protected from direct sunlight and frost.

Package: 500 ml



Easy to Apply





BEKAMENT[®]

The power is in our hands

FLOOR |

PRODUCTS FOR
FLOORING INSTALLATION



FLOOR

PRODUCTS FOR
FLOORING INSTALLATION



Quick and simple use



High strength



Fast setting



Underfloor heating

BK-Liv 30

Quick-setting self-leveling compound

Use: High-strength fast-setting self-leveling compound for leveling concrete surfaces, cement screeds / tiles and tiled surfaces before installing parquet, ceramics, PVC and other floor coverings, in residential, commercial and similar buildings. The product is not intended for a top coat. The thickness of the layer is 5-30 mm. It is used for interior and exterior surfaces (eg terraces or loggias in combination with BK-HidroStop waterproofing coatings). Suitable in underfloor heating system.

Preparation and application: The substrate on which the mass is applied must be firm, clean, dusty, free of grease and poorly bonded parts. Before applying BK-Liv 30, coat the substrate with BK-Ultra Prime, while in the case of application on old ceramic tiles, use BK-Bond as a substrate. Substrate drying time is min. 4h. The preparation of the mass is done by adding powder in 19-20% of water (5 l of the water for 25 kg of the product), until complete homogenization. Leave the mass to stand for 5 minutes and then stir again. The mass is poured on the substrate in one layer using a suitable tool, and after pouring, it is desirable to coat the surface with a special needle roller ("hedgehog" roller), in order to expel air bubbles. Use the mixed mass within 45 min. See the product data sheet for detailed instructions.

Shelf life and storage: 12 months in original packaging in dry room on pallets.

Consumption: About 1,5-1,7 kg/m²/mm.

Package: 25 kg



High strength



Good adhesion



Quick and simple use



Underfloor heating

BK-Liv 10

Self-leveling floor compound

Use: High-strength self-leveling compound for thin-layer leveling of concrete surfaces and cement screeds / screeds before gluing parquet, ceramics, PVC and other floor coverings, in residential, commercial and similar buildings. The product is not intended for a top coat. The thickness of the layer is from 2 mm to 10 mm, and the drying time is 12 h / mm thick. It is used for interior and exterior surfaces (exterior in a system with BK-HidroStop waterproofing coatings). Suitable in underfloor heating system.

Preparation and application: The substrate on which the mass is applied must be firm, clean, free of grease and poorly bonded parts and well dusted. Before applying BK-Liv 10, it is necessary to impregnate the surface of BK-Bond with a substrate diluted according to the instructions. The preparation of the mass is done by adding powder in 21% water (5.3 l of water for 25 kg of product), until complete homogenization. Be sure to adhere to the recommended percentage of water, because deviations in water dosing affect the quality of BK-Liv 10. Leave the mass to stand for 5 minutes and then stir again. The mass is poured on the base and spread with the help of a notched trowel, especially carefully at the corners. After pouring, it is desirable to coat the surface with a special needle roller ("hedgehog" roller), in order to expel air bubbles. See the product data sheet for detailed instructions.

Shelf life and storage: 12 months in the original packaging in a dry room on pallets.

Consumption: About 1,4-1,5 kg/m²/mm thick.

Package: 25 kg



BK-ParketFix PU Prime

One-component polyurethane primer for parquet adhesive

Use: Solvent-free, one-component, polyurethane coating, free of water, for indoor use. It is used for strengthening mineral substrates and improving adhesion before bonding the parquet with BK-ParketFix PU polyurethane adhesive. The permissible moisture of the substrate is allowed to be max. 3 %. The coating is suitable for all mineral substrates such as concrete surfaces, cement screed, anhydrite substrates, etc., as well as for underfloor heating systems.

Preparation and application: The substrate to which coating is applied must be solid, clean, dry, free of oil, grease and other material. The coating must not be thinned. Apply with a paint brush or short-hair roller evenly over the substrate in a thin layer. With very absorbent substrates, repeat the priming after 2-3 h. Bond the flooring after complete drying of the coating (~12 h). See product datasheet for more detailed instructions.

Application temperature: From +10°C do +25°C with max. air humidity of 60%.

Consumption: Approximately 0.15-0.30 kg/m² depending on absorbency and type of the substrate.

Shelf life and storage: Up to 9 months in original sealed packing. Store at temperatures from +5°C to +25°C, protected from direct sunlight, moisture and frost.

Package: 5 kg



Outdoor/indoor use



Ready for use



Improves adhesion



BK-Parket Fix

One-component parquet adhesive



Use: Synthetic adhesive based on polymer emulsion intended for gluing classic and lamella parquet on cement screeds, concrete and wooden substrates. It is characterized by exceptional adhesion to the substrate and good flexibility.

Preparation and application: The substrate on which the adhesive is applied must be firm, clean, dry and free of old oil or paint residue. Before laying the parquet, it is necessary to prime the substrate with BK-Parket Fix diluted with about 30% water. Cement substrates must not have more than 3% moisture, and parquet no more than 8%. If necessary, the glue can be diluted with a small amount of water up to 1%, in order to adjust the consistency. The glue is applied to the substrate with a notched trowel in a layer thickness of 3-5 mm. Lay the cover and press well. Parquet sanding can be done at least 24 hours after gluing. See product data sheet for more detailed instructions.

Application temperature: From +5°C do +25°C.

Consumption: About 1-1.2 kg/m², depending on the type of floor covering.

Shelf life and storage: 12 months in the original packaging. Store at temperatures from +5°C to +25°C, protected from sunlight and frost. Date of manufacture imprinted on packaging.

Package: 5; 8; 25 kg



Maximum length of parquet



Excellent adhesion



Good flexibility



Eco friendly

BK-ParketFix PU

Two-component polyurethane parquet adhesive



Use: High quality, two component, polyurethane adhesive with high initial and final strength without water and solvent, for indoor use. It is suitable for bonding all types of parquet, laminate, plank flooring and exotic wood parquet (with test bonding) to absorbent and non-absorbent substrates. Due to its good adhesion and flexibility, it is suitable for laying flooring on floors with underfloor heating.

Preparation and application: The substrate to which adhesive is applied must be solid, clean, dry, free of dust, oil residues, grease and other materials and primed with BK-ParketFix Prime primer. Substrates should not contain more than 2% of moisture (preliminary measurement is recommended). Pour the entire amount of component B (contained in the bottle) into component A before use and homogenize well. Mix the components with a low speed stirrer until a homogeneous compound is obtained. Apply adhesive with serrated putty knife, type B3. Apply floor coverings to the fresh adhesive by pressing the substrate. The floor coverings should be sanded for at least 24 hours after bonding. Clean the tool immediately after finishing work. See product datasheet for more detailed instructions.

Note: Note the adhesive bonding time, which is 60-75 minutes. It is not allowed to mix the components in an arbitrary ratio.

Application temperature: From +10°C to +25°C. The bonding and drying time of the adhesive is extended at a lower temperatures and shortened at higher temperatures.

Consumption: Approximately 0.9-1.3 kg/m², depending on the type of flooring and substrate.

Shelf life and storage: Up to 12 months in original sealed packing. Store at temperatures from +5°C to +25°C, protected from direct sunlight and frost. The date of manufacture is imprinted on the packaging.

Package: 10,5 kg (Component A and Component B in bulk package).



High strenght



Highly flexible



Underfloor heating





BEKAMENT®

The power is in our hands

CLASSIC |

PRODUCTS FOR
MACHINE PLASTERING



CLASSIC

PRODUCTS FOR
MACHINE PLASTERING

BK-Nivelator

Primer for highly absorbent surfaces



Use: Deep-penetrating coating designed to provide uniformity and neutralization of unevenly absorbent surfaces such as aerated concrete, brick, porous stone, etc. It is used as a primer for highly absorbent surfaces prior to rendering with lime-cement and gypsum-lime mortars, in order to prevent uneven drying and cracking of the render, as well as before leveling with skim coat. The dried coating is colorless and has no negative effect on the vapor permeability of the system.

Preparation and application: The substrate to which the coating is applied must be solid, dry and dust-free. The BK-Nivelator is prepared by diluting it with water in a ratio of 1: 6 up to 1: 10, depending on the absorbency of the substrate. The coating is applied with a roller, brush or sprayer. In the case of highly absorbent surfaces, double application is recommended according to the wet-to-wet principle. The air and substrate temperatures during installation should be in the range from +5 °C to +30 °C. Do not work under direct sunlight, rain or strong wind. See product datasheet for more detailed instructions.

Application temperature: From + 5 ° C to + 30 ° C. Do not work in direct sunlight, rain or strong wind.

Shelf life and storage: Up to 18 months in original sealed packing. Store at temperatures from +5°C to +25°C, protected from direct sunlight and frost.

Consumption: 0,030-0,060 kg/m² depending on the absorbency of the substrate.

Package: 10; 20 kg



Provide uniformity and neutralization



Reduces surface absorption



Extends the processing time

BK-Beton Kontakt

Structural primer for smooth surfaces



Use: Structural primer designed to increase and even the adhesion of poorly absorbent, smooth, high-density substrates prior to rendering with lime-cement and gypsum-lime mortars. BK-BetonKontakt is especially recommended for smooth concretes as well as prefabricated concrete surfaces. It is also used as a primer in tile installation systems.

Preparation and application: The substrate to which BK-Beton Kontakt is applied must be solid, dry and dust-free. Prior to use, the product must be previously mixed and homogenized thoroughly and as needed dilute with water in a small amount max. up to 1%, (0.06 l of water for 6 kg of product; 0.20 l of water for 20 kg of product). The primer is applied with a brush or a long-hair roller in one coat. Machine application with appropriate equipment is possible. The required drying time until the render is applied is min. 4 h. See product data sheet for more detailed instructions.

Application temperature: From +5°C to +30°C. Do not work in direct sunlight, rain or strong wind.

Shelf life and storage: Up to 18 months in original sealed packing. Store at temperatures from +5°C to +25°C, protected from direct sunlight and frost.

Consumption: About 0,5 kg/m².

Package: 6; 20 kg



Increases substrates roughness



Improves adhesion



Za zunanjo in notranjo uporabo



Primeren za vlažne prostore



Odlična oprijemljivost



Razred CS IV W2
prema standardu
EN 12004

BK-Mal 520

Cement mortar for interior and exterior walls

Use: Cement mortar intended for machine and manual coating of exterior and interior walls of brick, block, aerated concrete, concrete, concrete slabs, etc. The product is characterized by high mechanical strength and good adhesion to the substrate, so this type of mortar is especially suitable for areas where increased humidity, toilets, basements, bathrooms, and kitchens.

Preparation and application: The substrate on which the mortar is applied must be firm, clean and dry, without loose joints and greasy stains. Closing holes, joints, electrical openings should be completed before plastering begins. In the case of walls built with a clay block and brick, as well as in the case of significant unevenness on the surface, it is necessary to apply a thinned plaster (syringe) beforehand. In the case of plastering concrete or other smooth surfaces, it is necessary to apply BK-Beton Kontakt on the substrate to improve the adhesion of the mortar. In the case of highly absorbent, porous substrates (gas-concrete blocks), it is necessary to apply BK-Nivelator on the substrate to prevent uneven drying and cracking of the mortar. Preparation of mortar is done by intensive mixing of powder with about 21-23% of water (about 6.5-7l of water per 30kg of powder). Apply the mortar by machine in a caterpillar thickness of a minimum of 10 mm and a maximum of 25 mm. In case of the need for larger thicknesses, it is necessary to continuously apply the mortar on the principle of fresh to fresh up to a maximum total thickness of 30 mm. The mortar is levelled with an H-bar after application. After some time, depending on the conditions at the place of installation (usually a couple of hours), the finishing of the mortar is approached with an adequate tool (scraper, piranha, etc.), after which the surface remains rough. The final look is obtained by felting, so that the surface is moistened with water and felted with a sponge trunk, which gives a fine final look. The mortar must harden evenly. Direct heating of the mortar is not recommended. See the product data sheet for detailed instructions.

Shelf life and storage: 12 months in original packaging in dry room on pallets.

Consumption: Approximately 14-15 kg/m²/cm of thickness.

Package: 30 kg



Outdoor



Good workability



Good adhesion



CS II W1 class in accordance
with EN998-1 standard

BK-Mal 420

Cement-lime mortar for exterior walls

Use: Reinforced cement-lime mortar for mechanical and manual application on exterior and interior walls of brick, blocks, siporex blocks and concrete. The product is applicable for sanitary blocks, for surfaces on which ceramics will be installed. The product is characterized by high mechanical strength and good adhesion to the substrate, so this type of mortar is particularly suitable where later heavy wall elements will be installed.

Preparation and application: The substrate to which the mortar is applied should be solid, clean and dry, free of poorly bonded parts and greasy stains. The closure of holes, joints, electrical openings should be performed before applying mortar. In the case of walls built with a guitar block and brick, as well as in the case of significant unevenness on the surface, it is necessary to apply a thinned plaster (syringe) beforehand. In case of applying mortar to concrete or other smooth surfaces, BK-BetonKontakt should be applied to the substrate in order to improve the adhesion of the mortar. In case of highly absorbent, porous substrates (siporex blocks), a BK-Nivelator should be applied to the substrate to prevent uneven drying and cracking of the mortar. In case of significant surface unevenness. The preparation of the mortar is done by intensive mixing of the powder with about 22-24% of water (7 l of water for 30 kg of product) The mortar is usually applied in two stages, using the fresh-to-fresh method, on previously prepared, dry substrate in thickness of min. 10 mm and max. 25 mm. After that, spread the mortar with an H-shape plastering derby, trim, felt and level. For larger mortar thicknesses it is necessary to apply the mortar continuously according to the fresh-to-fresh principle, up to the required thickness (max. 40 mm). See product datasheet for more detailed instructions.

Application temperature: Substrate and air temperatures from +5°C to +25°C. The mortar must cure evenly. Direct heating of mortar is not recommended.

Shelf life and storage: 12 months in original packaging in dry room on pallets.

Consumption: Approximately 12-13 kg/m²/cm of thickness.

Package: 30 kg



BK-Mal 320

Gypsum-lime mortar for interior walls

Use: Gypsum-lime mortar for machine and manual application on internal walls of brick, blocks, siporex blocks and concrete. The product is not applicable for sanitary blocks and for surfaces on which ceramics will be installed.

Preparation and application: The surface to which mortar is applied must be solid, clean and dry, with no loose parts, free of oil stains and similar. The closure of holes, joints, electrical openings should be completed before applying the mortar. In case of applying the mortar on concrete or other smooth surfaces, BK-Beton Kontakt should be applied to the substrate in order to improve the adhesion of the mortar. In case of highly absorbent, porous substrates (siporex blocks), a BK-Nivelator should be applied to the substrate to prevent uneven drying and cracking of the mortar. The preparation of the mortar is done by intensive mixing of the powder with about 30% of water (9 l of water for 30 kg of product). Apply mortar by machine in caterpillar pattern with a minimum thickness of 10 mm and a maximum of 25 mm. After that, spread the mortar with an H-shape plastering derby, trim, felt and level. For larger mortar thicknesses it is necessary to apply the mortar continuously according to the fresh-to-fresh principle, up to the required thickness (max. 40 mm). The mortar must cure evenly. Direct heating of mortar is not recommended. See product datasheet for more detailed instructions.

Shelf life and storage: 12 months in original packaging in dry room on pallets.

Consumption: Approximately 11-12 kg/m²/cm of thickness.

Package: 30 kg



Indoor



Good workability



Good adhesion



BK-Mal 220

Cement-lime mortar for interior walls

Use: Cement-lime mortar for machine and manual application on internal walls of brick, blocks, siporex blocks and concrete. The product is applicable for sanitary blocks and for surfaces on which ceramics will be installed.

Preparation and application: The substrate to which the mortar is applied should be solid, clean and dry, free of poorly bonded parts and greasy stains. The closure of holes, joints, electrical openings should be completed before applying the mortar. In the case of walls built with a guitar block and brick, as well as in the case of significant unevenness on the surface, it is necessary to apply a thinner mortar (syringe) beforehand. In case of applying the mortar to concrete or other smooth surfaces, BK-Beton Kontakt should be applied to the substrate in order to improve the adhesion of the mortar. In case of highly absorbent, porous substrates (e.g. siporex blocks), a BK-Nivelator should be applied to the substrate to prevent uneven drying and cracking of the mortar. In case of significant surface unevenness. The preparation of the mortar is done by intensive mixing of the powder with about 22-24% of water (7l of water for 30 kg of product). Apply mortar by machine in caterpillar pattern with a minimum thickness of 10 mm and a maximum of 25 mm. After that, spread the mortar with an H-shape plastering derby, trim, felt and level. For larger mortar thicknesses it is necessary to apply the mortar continuously according to the fresh-to-fresh principle, up to the required thickness (max. 40 mm). The mortar must cure evenly. Direct heating of mortar is not recommended. See product data sheet for more detailed instructions.

Shelf life and storage: 12 months in original packaging in dry room on pallets.

Consumption: Approximately 12-13 kg/m²/cm of thickness.

Package: 30 kg



Indoor



Suitable for wet areas



CS I W1 class in accordance with EN998-1 standard



Technical specifications and markings on the metal rail, including a circular symbol with a crosshair.

B BEAMANT

BEKAMENT[®]

The power is in our hands

SPECIAL |

SPECIAL PURPOSE
PRODUCTS



SPECIAL

SPECIAL PURPOSE PRODUCTS

BK-Stone Stone varnish



Use: Stone varnish based on acrylic resins, additives and solvents. It is used for all types of natural and artificial marble, granite, ceramics, stone slabs, bricks and mosaics. Coating for protection of marble, granite, ceramics, stone boards, bricks, mosaics and stones. It penetrates deep into the structure of the stone, protects and preserves it. It is resistant to bad weather conditions. In one layer it gives a wet look with a more intense color, while in several layers there is an increase in shine.

Preparation and application: Before use it is necessary to mix well first. Apply in 1-2 coats. Apply the next coat after 2 hours. Apply with brush or gun. See the product data sheet for detailed instructions

Application temperature: From +5°C to +25°C. Do not work under direct sunlight, rain or strong wind.

Shelf life and storage: 48 months. Store the product in its original packaging at temperatures from +5°C to +25°C, away from heat sources and direct sunlight.

Consumption: 0,075-0,100 l/m² for single coat application.

Package: 750 ml



For stone surface



Dry for 72h +20°C



Consumption 750ml 8-10 m²

BK-AquaPhobe Colorless hydrophobic impregnation



Use: BK-AquaPhobe is a colorless hydrophobic silane and siloxane based impregnation, intended for outdoor and indoor use. It is suitable for application as a finish or as an additive to cement mixtures to improve the hydrophobic features of the material. It is recommended for impregnation of mineral and synthetic facade renders, bricks, tiles, natural stone, concrete surfaces, grouting compounds, etc. The product is designed to protect mineral surfaces from excessive water absorption and aggressive chemicals from the air that can damage and deteriorate the appearance of buildings and monuments. It reduces the occurrence of efflorescence on mineral surfaces, decreases the likelihood of microorganisms and moss developing on the shady parts of the facades.

Preparation and application: Shake the material well in the package before use and then apply the undiluted product using the soft brush, roller or sprayer. To achieve deep penetration and a satisfactory effect, apply the coating until saturation according to the wet-to-wet principle. Remove any excess material from the horizontal surfaces after 10 minutes. The water repellent effect develops within 24 h of application. See product datasheet for more detailed instructions.

Application temperature: The installation temperature should be in the range from +5°C to +30°C, and relative humidity max. 80 %. Do not apply under direct sun, wind, rain or fog. High humidity and low temperatures can significantly extend the drying time.

Shelf life and storage: 12 months stored at +5°C to +25°C, protected from direct sunlight and frost.

Consumption: 0,10-0,50 l/m² depending on the surface to be coated.

Package: 1; 20 l.



Outdoor/indoor use



Excellent water repellency



Reduces salinity



Reduces the development of algae and mold

BK-Bet Acrylic paint for concrete



Use: Acrylic paint produced on the basis of high quality acrylic emulsion, intended for decorative protection of horizontal and vertical concrete and other cement surfaces. It provides excellent water repellency and adhesion to cement substrates. It also provides excellent abrasion resistance, UV and weather resistance. It is not recommended for painting surfaces exposed to high-frequency loads (public garages, shopping malls, warehouses, etc.).

Shades: White, brown, black, red, chestnut, hazelnut, olive, ocher, blue, gray, brown, terracotta, green, yellow.

Preparation and application: The substrate to which the paint is applied must be solid, clean, dry and coated with BK-Grund Universal primer or BK-Bet diluted with 25% of water. The preparation of the paint is performed by adding 5 % of water (0.05l of water for 1 l of product; 0.25l of water for 5 l of product) with good stirring until complete homogenization. BK-Bet is usually applied with a brush or roller in two coats. The second coat is applied after partial drying of the first coat. It is necessary to work evenly and without interruption on continuous surfaces. See product datasheet for more detailed instructions.

Application temperature: From +5°C to +30°C. Do not work under direct sunlight, rain or strong wind.

Consumption: About 0.4 kg/m² depending on absorbency and roughness of the surface.

Shelf life and storage: 18 months in original sealed packing. Store at temperatures from +5°C to +25°C, protected from direct sunlight and frost

Package: 1; 5 kg



Excellent concrete protection



Excellent UV resistance



14 standard shades



BK-PoliCid

Mold preventing agent for interior walls



Use: Liquid biocidal agent, used as additive for interior dispersion paints, protects the film of applied paint from the action of microorganisms in order to preserve the desired characteristics of the paint coating.

Preparation and application: Shake the bottle well before use and mix the BK-PoliCid well with the dispersion paint. Coat the surfaces. A dry coated surface is not harmful to humans. Depending on the conditions, it takes 4-6 hours for the surface to dry. The product can be used at new application of paint. Apply with a paint roller and/or brush. See product datasheet for more detailed instructions.

Note: The final quantity of the dispersion paint to be diluted should be reduced by the amount of BK-PoliCid added to the paint.

Shelf life and storage: Up to 12 months in original sealed packing. Store at temperatures from +5°C to +25°C, protected from sunlight and frost.

Consumption: About 0,050-0,100 l/kg of interior paint.

Package: 500 ml



Additive for interior dispersion paints



For preventive protection

BK-SaniCid

An agent for removal of wall algae and mold



Use: Liquid biocidal agent for the protection and subsequent treatment of wall surfaces processed with facade materials, dispersion paints, stone, brick, concrete, except wood, from the harmful effects of microorganisms.

Preparation and application: Shake the bottle well before use and dilute BK-SaniCid with water in ratio 1:5 (1 part BK SaniCid to 5 parts water). Coat the surfaces with solution so that the coating starts to get foamy. Depending on the conditions, it takes 2-4 hours for the surface to dry. After 24 hours, wash the coated facade surface (if possible) with a jet of water, or wash the interior surfaces with a wet cloth. If necessary, the product can be applied repeatedly, several times with a 24 h interval. It is applied by brush, roller or sponge until the surface is completely soaked and the product starts to foam. See product datasheet for more detailed instructions.

Note: The product is not intended for adding to other coatings.

Shelf life and storage: Up to 12 months in original sealed packing. Store at temperatures from +5°C to +25°C, protected from direct sunlight and frost.

Consumption: 450 ml of prepared working solution 1: 5 (prepared according to instructions for use) per m² of surface. One bottle of product is enough for about 7 m².

Package: 500 ml.



Outdoor / indoor use



Concentrated emulsion



No bleaching of painted surfaces

BK-SaniCid Express

An agent for removal of mold, fungi and bacteria



Use: TLiquid biocidal product for the effective removal of mold, fungi and bacteria, and whitens the surfaces to which it is applied. It can be used on various surfaces such as: walls, tiles, ceramics, joints, mortar, brick, stone, enamel, plastics, acryl, silicone, rubber, stainless steel. It is not used for gypsum, metals – aluminum, copper, brass, bronze, colored and varnished wood. In case of application on new unusual types of surfaces, test the effect first on the hidden surface. Aside from households, BK-SaniCidExpress can be used in public health facilities, as well as in other public and industrial facilities for treatment of surfaces that do not come in contact with food for humans and animals. Do not use the product in the presence of children.

Preparation and application: Turn the spray nozzle to its working position and always lock the sprayer after use by turning the spray nozzle to the stop position. Spray the problematic areas from the distance of Approximately 15 cm and leave for at least 15 minutes. After the specified time, rinse the treated surface with water. Do not remove dirt before applying the product, and if necessary repeat the process only after rinsing the surface and drying it. Avoid over-application of the spray, as treated surfaces must not be soaked but moderately sprayed. See product datasheet for more detailed instructions.

Shelf life and storage: Up to 12 months in original sealed packing. Store at temperatures from +5°C to +25°C, protected from direct sunlight and frost. Date of manufacture and batch number: Imprinted on the packaging.

Consumption: Approximately 0,050 l/m² in one coat, and for treating smaller areas (10cm²) 5 pressures.

Package: 500 ml



Indoor / outdoor use



Quick and effective action



Disinfectant





BK-BlockFix

Mortar for masonry with aerated concrete blocks

Use: Thin-layer cement-based mortar intended for masonry with aerated concrete blocks.

Preparation and application: The surface on which the mortar is applied must be firm, clean and flat. The preparation is done by adding powder in about 24-26% of water (6-6.5 l of water for 25 kg of product) with intensive stirring until complete homogenization. Leave the mass to stand for about 10 minutes, then stir once more to obtain a mortar of appropriate density and without lumps. Apply the glue with a notched trowel on the upper surface of the blocks and on the side surfaces in order to connect the blocks. The maximum thickness of the glue is 10 mm. See product datasheet for more detailed instructions.

Optimal weather conditions: Substrate and air temperature +5°C to +25°C.

Shelf life and storage: 12 months in the original packaging in a dry room on pallets.

Consumption: 12-13 kg/m²/cm, depending on the application thickness.

Package: 25 kg



Quick and simple use



Good workability





Banja Komerc Bekament DOO

Kralja Petra Prvog 132, Banja, Arandjelovac, 34304 Banja, Serbia

Tel: +381 34 6777 500; Fax: +381 34 6777 506

www.bekament.com